


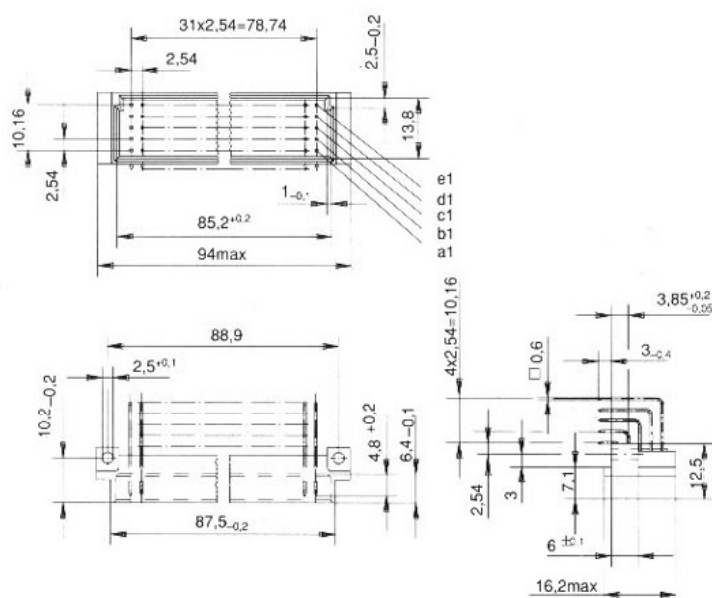
Size E 160

Design same as size E DIN 41 612

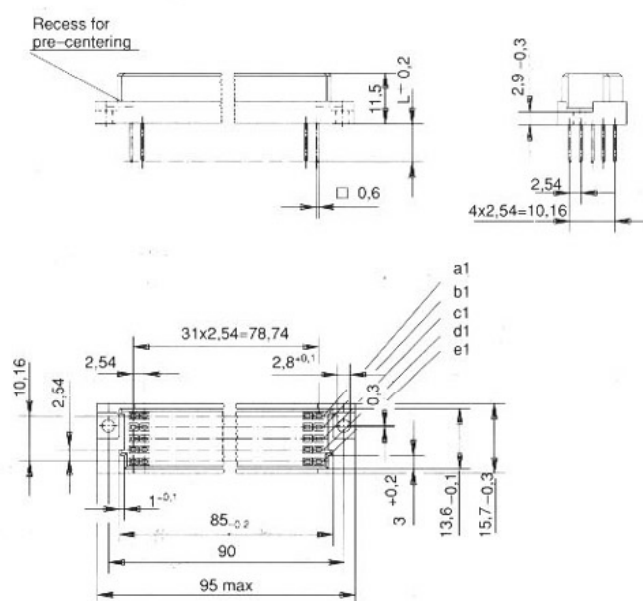


Dimensional drawings

Male connector

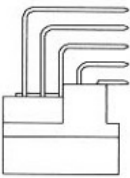
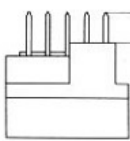


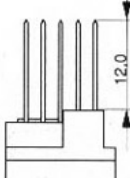
Female connector



Ordering details

Male connectors

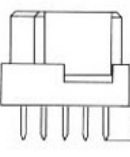

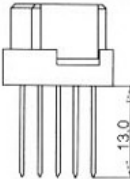
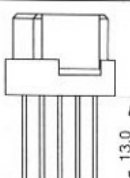
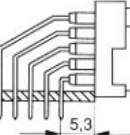
STV-E 160-M-abcde				
		107	207	307
	PBTP	004 777	004 778	004 779
STV-E 160-M-abcde				
		107	207	307
	PBTP	013 123	013 058	

STV-E 160-M-abcde				
		107	207	307
	PBTP	013 124		

Male connectors with early make/last break contacts can be loaded in any position. Further versions on request.


For ordering details regarding angled press-fit male connectors please refer to the Data Sheet titled "Plug-in connectors with right-angled press-in terminations".

Female connectors

STV-E 160-F-abcde				
<i>No cover plate, insulator on bottom side open</i>				
		107	207	307
	PBTP		913 994	
<i>No cover plate, insulator on bottom side open</i>				
		107	207	307
	PC	424 871		
STV-E 160-F-abcde				
		107	207	307
	PC	424 872		
STV-E 160-F-abcde ^①				
		101	201	301
	PC	594 983	594 754	
STV-E 160-F-abcde				
		101	201	301
	PC	594 905		

① Entire length of contacts nickel-plated, transfer zone (5 mm) solid-gold plated

Crimp-Snap-In Technique



For ordering details regarding female crimp snap-in connectors please refer to the Data Sheet titled "Connectors for the crimp snap-in technique"

For ordering details regarding female press-fit connectors please refer to the Data Sheet titled "ERNIPRESS"

Other versions on request

<u>Part-No.</u>	<u>Page</u>
004777	2
004778	2
004779	2
013058	2
013123	2
013124	2
424871	2
424872	2
594754	2
594905	2
594983	2
913994	2