


Product Bulletin



The WL15 Series utilizes a thin film filter approach to provide absolute wavelength reference and power monitoring. In addition to wavelength stabilization, these wavelength lockers are used for channel monitoring. They are single-channel devices.

Wavelocker™ High-Resolution Wavelength Locking Module

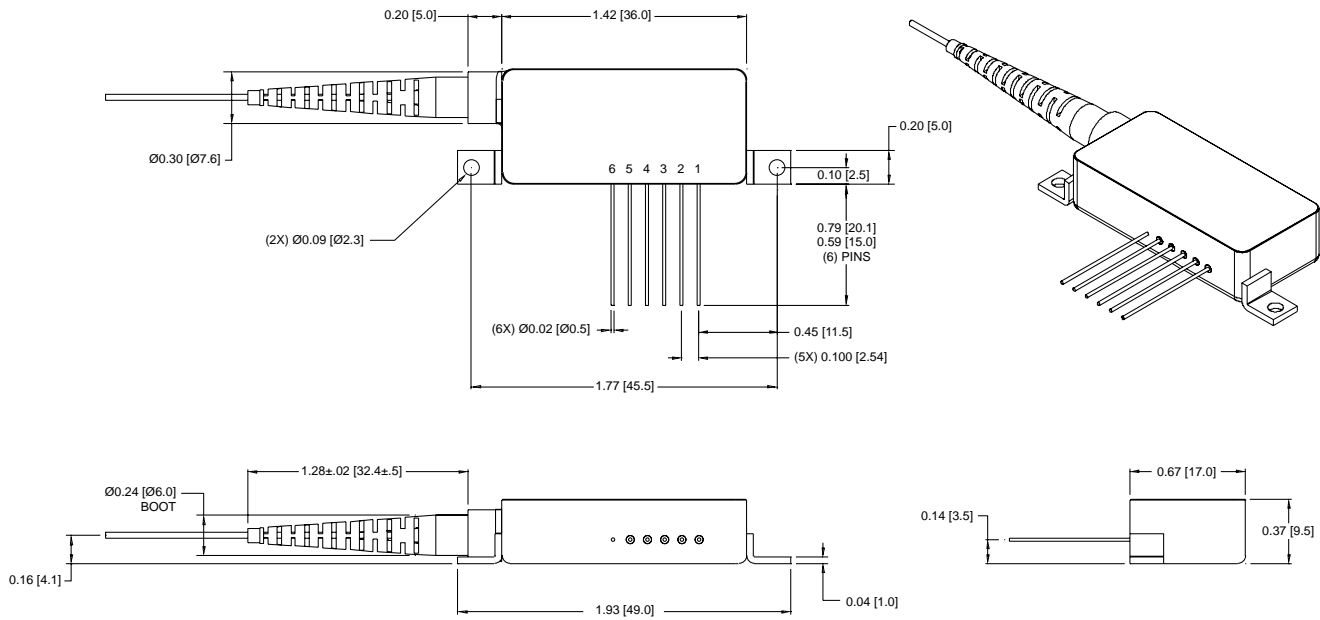
Key Features

- 1530 to 1607 nm wavelength range; 50 GHz wavelength grid
- Wavelength stability $< \pm 2.5$ GHz typical with thermal compensation
- Tunable center wavelength ± 30 GHz
- Wide capture range ± 250 pm

Applications

- Laser wavelength reference and stabilization in wavelength division multiplexer (WDM) optical transmission systems
- High fidelity, wavelength stabilized optical communication links

Outline Drawing (in inches [mm])



Electrical Pinout

1. PDL anode (+) low filter
2. PDH anode (+) high filter
3. PD (L, H) cathode (-)
4. Temp sensor power
5. Temp sensor output
6. Case ground

Input Fiber Characteristics

1. Fiber type 9/125/250 with 900 μm jacket
2. Hytrel loose tube, length = 1 m
3. Termination: FC/UPC connector

C-Band Product Matrix Table (L-Band available)

Product Number	Optical Frequency (THz)	Wavelength (nm)	Product Number	Optical Frequency (THz)	Wavelength (nm)
WL15YYY-003033	195.90	1530.33	WL15YYY-004771	193.70	1547.71
WL15YYY-003072	195.85	1530.72	WL15YYY-004811	193.65	1548.11
WL15YYY-003111	195.80	1531.11	WL15YYY-004851	193.60	1548.51
WL15YYY-003150	195.75	1531.50	WL15YYY-004891	193.55	1548.91
WL15YYY-003190	195.70	1531.90	WL15YYY-004931	193.50	1549.31
WL15YYY-003229	195.65	1532.29	WL15YYY-004971	193.45	1549.71
WL15YYY-003268	195.60	1532.68	WL15YYY-005011	193.40	1550.11
WL15YYY-003307	195.55	1533.07	WL15YYY-005052	193.35	1550.52
WL15YYY-003346	195.50	1533.46	WL15YYY-005092	193.30	1550.92
WL15YYY-003386	195.45	1533.86	WL15YYY-005132	193.25	1551.32
WL15YYY-003425	195.40	1534.25	WL15YYY-005172	193.20	1551.72
WL15YYY-003464	195.35	1534.64	WL15YYY-005212	193.15	1552.12
WL15YYY-003503	195.30	1535.03	WL15YYY-005252	193.10	1552.52
WL15YYY-003542	195.25	1535.42	WL15YYY-005292	193.05	1552.92
WL15YYY-003582	195.20	1535.82	WL15YYY-005333	193.00	1553.33
WL15YYY-003621	195.15	1536.21	WL15YYY-005373	192.95	1553.73
WL15YYY-003661	195.10	1536.61	WL15YYY-005413	192.90	1554.13
WL15YYY-003700	195.05	1537.00	WL15YYY-005454	192.85	1554.54
WL15YYY-003740	195.00	1537.40	WL15YYY-005494	192.80	1554.94
WL15YYY-003779	194.95	1537.79	WL15YYY-005534	192.75	1555.34
WL15YYY-003818	194.90	1538.18	WL15YYY-005575	192.70	1555.75
WL15YYY-003858	194.85	1538.58	WL15YYY-005615	192.65	1556.15
WL15YYY-003897	194.80	1538.97	WL15YYY-005655	192.60	1556.55
WL15YYY-003937	194.75	1539.37	WL15YYY-005696	192.55	1556.96
WL15YYY-003976	194.70	1539.76	WL15YYY-005736	192.50	1557.36
WL15YYY-004016	194.65	1540.16	WL15YYY-005777	192.45	1557.77
WL15YYY-004055	194.60	1540.55	WL15YYY-005817	192.40	1558.17
WL15YYY-004095	194.55	1540.95	WL15YYY-005858	192.35	1558.58
WL15YYY-004134	194.50	1541.34	WL15YYY-005898	192.30	1558.98
WL15YYY-004174	194.45	1541.74	WL15YYY-005939	192.25	1559.39
WL15YYY-004214	194.40	1542.14	WL15YYY-005979	192.20	1559.79
WL15YYY-004253	194.35	1542.53	WL15YYY-006020	192.15	1560.20
WL15YYY-004293	194.30	1542.93	WL15YYY-006060	192.10	1560.60
WL15YYY-004333	194.25	1543.33	WL15YYY-006101	192.05	1561.01
WL15YYY-004373	194.20	1543.73	WL15YYY-006142	192.00	1561.42

Specifications

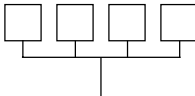
Parameter	WL15YYY-00xxx
Physical and Absolute Maximum Ratings	
Configuration	Environmentally sealed unit, laser-welded assembly
Output fiber	SMF-28
Optical input power (continuous wave)	10 mW maximum
PD reverse voltage	10 V maximum
Dimensions (W x H x D)	17 x 49 x 9.5 mm
Operating temperature	0 to 70 °C (40 °C typical)
Storage temperature	-40 to 85 °C
Electro-optic Characteristics	
Center wavelength	1530 to 1607 nm at 0.4 nm increments along ITU grid
Input power	-25 dBm minimum
Wavelength tuning range	±30 GHz typical
Wavelength capture range	±250 pm typical
Center wavelength stability	±2.5 GHz ¹
Electrical Characteristics	
Thermal sensor	10 mV/°C
Input power	5 V at 130 µA typical

1. With passive thermal compensation.

Ordering Information

For more information on this or other products and their availability, please contact your local JDS Uniphase sales representative or JDS Uniphase directly at 877 550-JDSU in North America, or via e-mail at jdsu.sales@us.jdsuniphase.com. For contact information in Europe and Asia, please visit our Web site at www.jdsuniphase.com.

Sample: WL15YYY-003111

WL15YYY-00 

Wavelength Code

Last four digits of product number.
See Product Matrix Table on page 3.

SMF-28 is a registered trademark of Corning Incorporated.
Hytrell is a registered trademark of DuPont.



North America toll-free: 877 550-JDSU
Worldwide: +1 408 546-4200
For our locations around the globe, visit:
www.jdsuniphase.com

All statements, technical information and recommendations related to the products herein are based upon information believed to be reliable or accurate. However, the accuracy or completeness thereof is not guaranteed, and no responsibility is assumed for any inaccuracies. The user assumes all risks and liability whatsoever in connection with the use of a product or its application. JDS Uniphase reserves the right to change at any time without notice the design, specifications, function, fit or form of its products described herein, including withdrawal at any time of a product offered for sale herein. JDS Uniphase makes no representations that the products herein are free from any intellectual property claims of others. Please contact JDS Uniphase for more information. JDS Uniphase and the JDS Uniphase logo are trademarks of JDS Uniphase Corporation. Other trademarks are the property of their respective holders. Copyright JDS Uniphase Corporation. All rights reserved.