




(1,27 mm) .050"

TFM, TFML SERIES



SMT & THROUGH-HOLE HEADER

SPECIFICATIONS

For complete specifications and recommended PCB layouts see www.samtec.com?TFM or www.samtec.com?TFML

Insulator Material: Black Liquid Crystal Polymer
Terminal Material: Phosphor Bronze
Plating: Au or Sn over 50µ" (1,27 µm) Ni
Voltage Rating: 250 VAC mated with SFM
Operating Temp Range: -55°C to +125°C
RoHS Compliant: Yes

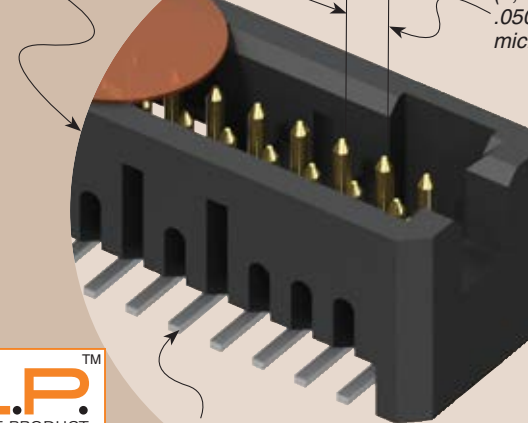


TFM Mates with: SFM, SFMC, SFSD

TFML Mates with: SFML, SFSD (-XL option), SFSDT (-XL option)

TFM-DH Mates with: SFM (-DH), SFMC, SFSDX (-S, -D, -SR, -DR)

Shrouded body for blind mating

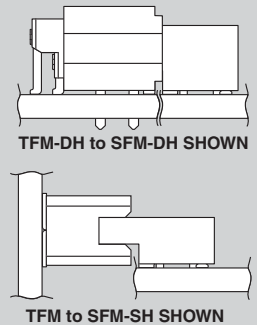


(1,27 mm x 1,27 mm) .050" x .050" micro pitch

Surface mount or Through-hole tails



APPLICATIONS



CURRENT RATING (PER CONTACT)	
AMBIENT TEMP	TFM/SFML
20°C	5A
40°C	4.5A
60°C	3.9A
95°C	2.6A

6 POSITIONS (2x3) POWERED

Processing:

Lead-Free Solderable: Yes
SMT Lead Coplanarity: (0,10 mm) .004" max (05-25) (0,15 mm) .006" max (30-50)

MATED HEIGHT

LEAD STYLE		MATED HEIGHT*
TFM	SFM	
-02	-02	(6,35) .250
-12		(8,13) .320
-22		(9,91) .390
-32		(11,81) .465
LEAD STYLE		MATED HEIGHT*
TFM	SFM	
-01	-01	(5,97) .235
-03		(5,97) .235
-11		(7,75) .305
-13		(7,75) .305
-21		(9,53) .375
-31		(9,53) .375
		(11,43) .450

*Processing conditions will affect mated height.

COST-SAVING APPLICATIONS

See TFC Series for lower cost plating options.

Note: Some sizes, styles and options are non-standard, non-returnable.

TYPE STRIP

1

NO. PINS PER ROW

04, 06, 08 (TFM only)

05, 07, 10, 15, 20, 25, 30, 35, 40, 45, 50 (Call Samtec for other sizes)

LEAD STYLE

Specify LEAD STYLE from chart

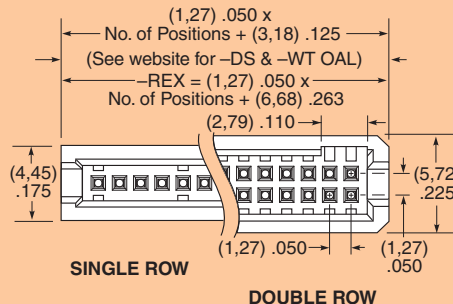
PLATING OPTION

-L = 15µ" (0,38 µm) Gold on post, Matte Tin on tail (Call Samtec for E.L.P. plating option)

Note: Other Gold plating options available. Contact Samtec.

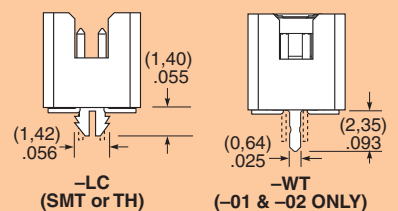
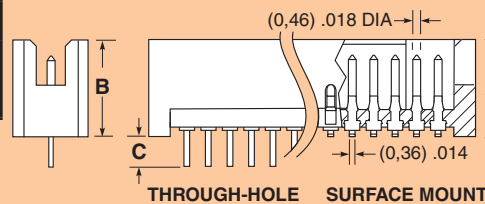
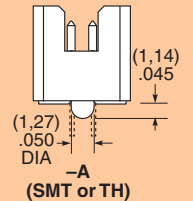
LEAD STYLE (T/H)	B	C
-01	(5,59) .220	(1,97) .078
-03*	(5,59) .220	(2,77) .109
-11*	(7,37) .290	(1,97) .078
-13*	(7,37) .290	(2,77) .109
-21*	(9,14) .360	(1,97) .078
-23*	(9,14) .360	(2,77) .109
-31*	(11,05) .435	(1,97) .078

* N/A with 07 or -S row option





LEAD STYLE (SMT)	A
-02	(5,72) .225
-12*	(7,49) .295
-22*	(9,27) .365
-32*	(11,18) .440

* N/A with 07, -DH or -S row option



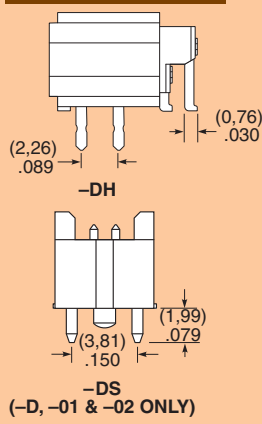
Due to technical progress, all designs, specifications and components are subject to change without notice.

WWW.SAMTEC.COM



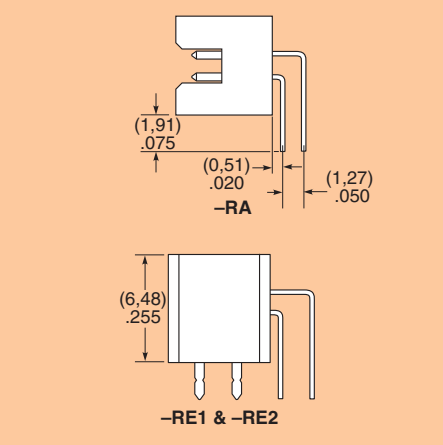
ROW OPTION

- S**
= Single Row (TFM only)
- D**
= Double Row
- DH**
= Double Horizontal (TFM lead style -02 only) (05 thru 50 positions only) (-WT standard; -TR option only available)



OPTION

- Specify only -RA, -RE1 or -RE2
- RA**
= Right Angle (Lead style -01 only)
 - RE1**
= Right Angle Elevated for (1,58 mm) .062" PCB (Requires TFM lead style -01, -D row and -WT)
 - RE2**
= Right Angle Elevated for (2,36 mm) .093" PCB (Requires TFM lead style -01, -D row and -WT)



- Specify only -A, -LC, -DS or -WT
Not available with -RA, -RE1 and -RE2 unless otherwise noted.
- A**
= Alignment Pin
 - LC**
= Locking Clip (Manual Placement required)
 - DS**
= Dual Screw Down for (1,60 mm) .062" PCB (05, 07, 10, 15, 20, 25, 30, 35, 40 positions only) (TFM lead styles -01 and -02 only) (Requires -D row option) (Mates with SFM-DS option and SFSD/SFSDT -SS and -DS option only)
 - WT**
= Weld Tab (TFM lead styles -01 and -02 only) (Standard with -DH) (Mates to SFSS/SFSD -SR and -DR option only) (05, 07, 10, 15, 20, 25, 30, 35, 40, 45, 50 positions only)

- SMT lead styles only
Specify only -K or -P
- K**
= Polyimide Film Pick & Place Pad
 - P**
= Plastic Pick & Place Pad (5 positions minimum)
- Specify -TR last
- TR**
= Tape & Reel (Not available with -DS)

APPLICATION SPECIFIC OPTION

Solder nail option available.
Call Samtec.

Due to technical progress, all designs, specifications and components are subject to change without notice.

WWW.SAMTEC.COM

SAMTEC USA • Tel: 1-800-SAMTEC-9 or 812-944-6733 SAMTEC NORTHERN CALIFORNIA • Tel: 408-395-5900 SAMTEC SOUTHERN CALIFORNIA • Tel: 1-800-726-8329
 SAMTEC AMERICA LATINA COMERCIO EXTERIOR LTDA • Tel: (+55 31) 3786 3227 SAMTEC UNITED KINGDOM • Tel: 44 01236 739292 SAMTEC GERMANY • Tel: +49 (0) 89 / 89460-0
 SAMTEC FRANCE • Tel: 33 01 60 95 06 60 SAMTEC ITALY • Tel: 39 039 6890337 SAMTEC NORDIC/BALTIC • Tel: +46-84477280 SAMTEC BENELUX • Tel: 44 01236 739292
 SAMTEC ISRAEL • Tel: 972-3-7526600 SAMTEC INDIA • Tel: +91-80-3272 1612 SAMTEC ASIA PACIFIC • Tel: 65 6745-5955 SAMTEC JAPAN • Tel: 045-475-1385 SAMTEC CHINA • Tel: 86-21-6083 3766
 SAMTEC TAIWAN • Tel: 886-2-2735-6109 SAMTEC HONG KONG • Tel: 852-26904858 SAMTEC KOREA • Tel: 82-31-717-5685 SAMTEC ANZ • Tel: 613 9580 0683