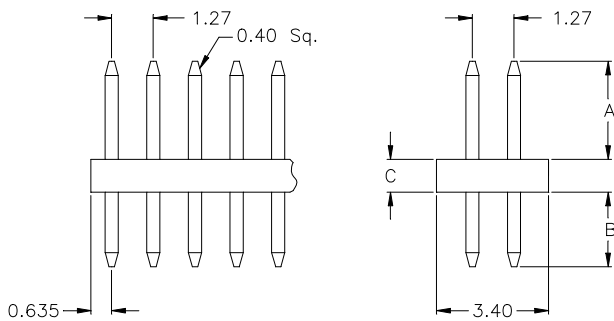



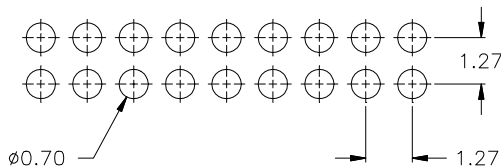
1.27mm pitch Pin Header
- THT - dual row straight



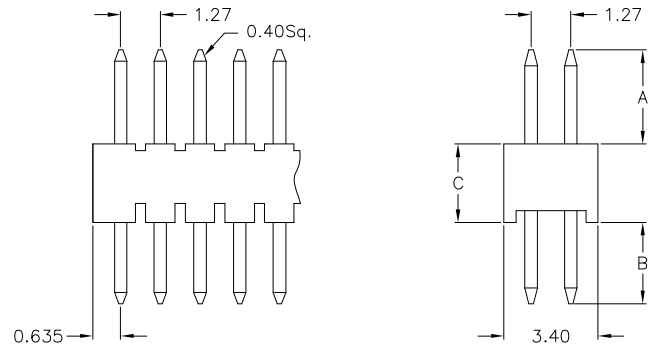

S063/x & S064/x Style



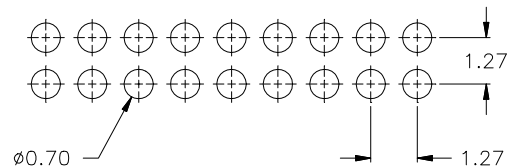
PCB Hole Layout



S081/x Style



PCB Hole Layout



SPECIFICATIONS

Current rating	1 A
Insulator resistance	1000 MΩ min.
Contact resistance	20 mΩ max.
Dielectric withstanding voltage	500 V AC

Operating temperature	- 40°C to +105°C
Processing temperature	+250°C +0/-5°C for 20sec.
Contact material	(RoHS compliant) Copper alloy
Insulator material	(RoHS compliant) Nylon UL 94 V-0

How to order

SL 2 - xxx - S xxx/x - 55 / 11

Nbr of contacts	
006	to 100

Pin Code	DIM "A"	DIM "B"	DIM "C"
063/1	3.00mm	2.30mm	1.00mm
063/2	7.00mm	2.30mm	1.00mm
063/3	5.00mm	2.30mm	1.00mm
064/0	7.50mm	5.00mm	1.50mm
Insulator thickness 2.00mm on request.			
081/1	3.00mm	2.60mm	2.50mm
081/2	4.00mm	2.60mm	2.50mm
Other dimensions on request			

Plating
55 = gold all over
others on request