

Schottky barrier diode

RB501V-40

●Applications

Low current rectification

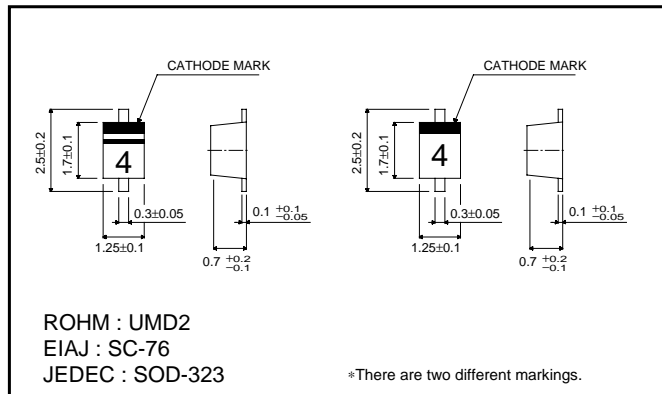
●Features

- 1) Small surface mounting type. (UMD2)
- 2) Low V_F . ($V_F=0.43V$ Typ. at 100mA)
- 3) High reliability.

●Construction

Silicon epitaxial planar

●External dimensions (Units : mm)



●Absolute maximum ratings (Ta = 25°C)

Parameter	Symbol	Limits	Unit
Peak reverse voltage	V_{RM}	45	V
DC reverse voltage	V_R	40	V
Mean rectifying current	I_o	0.1	A
Peak forward surge current*	I_{FSM}	1	A
Junction temperature	T_j	125	°C
Storage temperature	T_{stg}	-40~+125	°C

* 60 Hz for 1 μ s

●Electrical characteristics (Ta = 25°C)

Parameter	Symbol	Min.	Typ.	Max.	Unit	Conditions
Forward voltage	V_{F1}	-	-	0.55	V	$I_F=100mA$
Forward voltage	V_{F2}	-	-	0.34	V	$I_F=10mA$
Reverse current	I_R	-	-	30	μA	$V_R=10V$
Capacitance between terminals	C_T	-	6.0	-	pF	$V_R=10V, f=1MHz$

Note) ESD sensitive product handling required.

Diodes

●Electrical characteristic curves (Ta = 25°C)

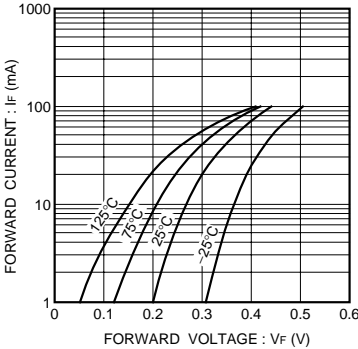


Fig. 1 Forward characteristics

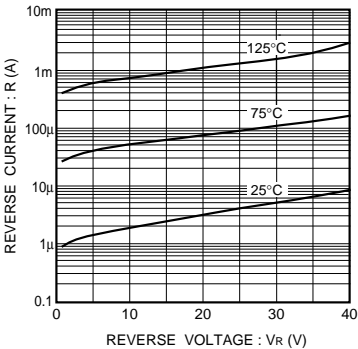


Fig. 2 Reverse characteristics

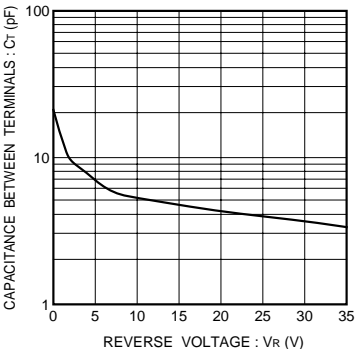


Fig. 3 Capacitance between terminals characteristics

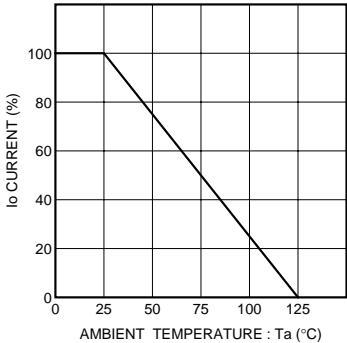


Fig. 4 Derating curve (mounting on glass epoxy PCBs)