Non-linear resistors

negative temperature coefficient book 3 part 1

Rod types 0.6W dissipation

Type No.	Code No. 2322 . . .	Resistance at 25°C (R25) Ω	B value K	Approx. resistance at maximum dissipation Ω	Approx. operating current at maximum dissipation mA	Approx. dissipation factor mW per deg C
VA1066S	635 01472	4.7k	3300	200	55	5.0
VA1055S	635 01153	15k	3600	540	33	5.0
VA1056S	635 01473	47k	3925	1k	23	5.0
VA1067S	635 01154	150k	4075	3k	15	5.0

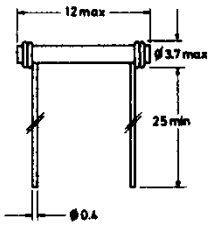

Disc types 0.6W dissipation

VA1096	642 11151	150	3280	19	180	8.5
VA1097	642 11471	470	3520	52	105	8.5
VA1098	642 11152	1.5k	3775	130	70	8.5
VA1106	642 11222	2.2k	3915	280	46	8.5
VA1109	642 12472	4.7k	4200	370	40	8.5
VA1108	642 11153	15k	4375	920	25	8.5
VA1112	642 12223	22k	4200	1.2k	22	8.5
VA1111	642 12333	33k	4250	1.8k	18	8.5

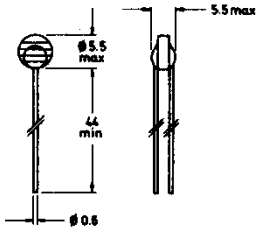

Disc types 1W dissipation

VA1086	610 11228	2.2	2765	0.29	1850	10
VA1033	610 11408	4	2800	0.25	2000	10
VA1074	610 11608	6	2825	0.45	1500	10
VA1053	610 11808	8	2900	0.8	1100	10
VA1110	610 90043	10	2950	1	1000	10
VA1100	610 11159	15	3000	0.7	1200	10
VA1034	610 11509	50	3300	2.6	600	10
VA1040	610 11131	130	4600	2.6	600	10
VA1039	610 11501	500	5200	6.8	380	10
VA1038	610 11132	1300	5450	10.3	300	10
2322 610 11118		1.1	2650	0.13	2700	10
2322 610 11339		33	3250	0.58	1300	10

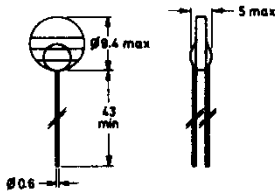

Plastic encapsulated 'two point' types

Type No. 2322 . . .	Colour code	Temperature range °C	Resistance Ω	at temperature °C	Resistance Ω	at temperature °C
640 90015	Red	−10 to +25	15k	−10 ±1.5	2.7k	+25 ±1.5
640 90013	Brown	−30 to −10	50k	−30 ±1.5	15k	−10 ±1.5
640 90004	Grey	+25 to +100	12k ±7%	+25	0.95k ±5%	+100
640 90005	Black	+100 to +200	16.7k ±7%	+100	1.12k ±7%	+200

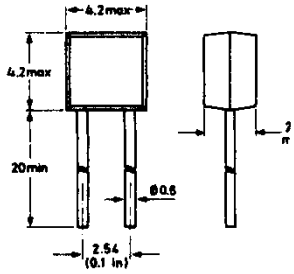

Maximum dissipation 0.25W Voltage proof (terminals to heatsink) 350 Vrms

These plastic encapsulated thermistors are specially designed for temperature measurement and control.