


M20 Connectors

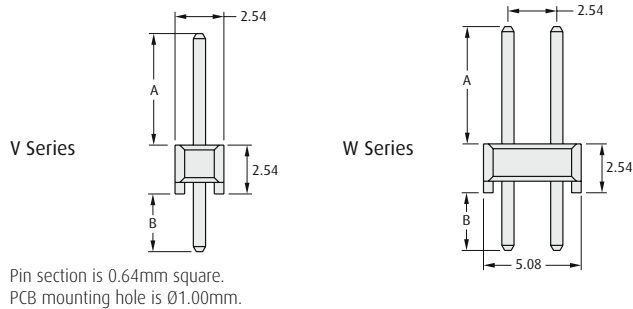
Pin Header Variants

- ❖ If you are unable to specify the connector you require from our standard range of M20 connectors (pages 146–151), use the order code below to create an application-specific connector.
- ❖ Contact technical@harwin.com for further information, or search online for M20-XXX.
- ❖ Suitable for use with female connectors on pages 140 to 145.

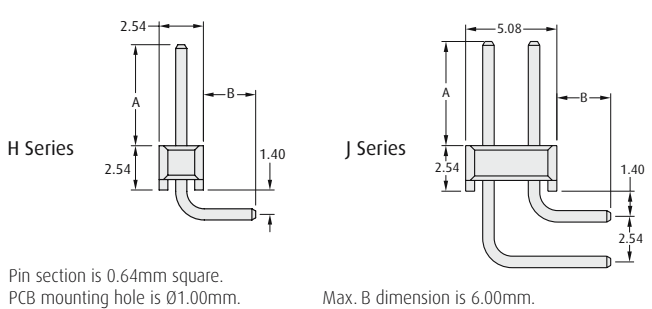


TERMINATION STYLES

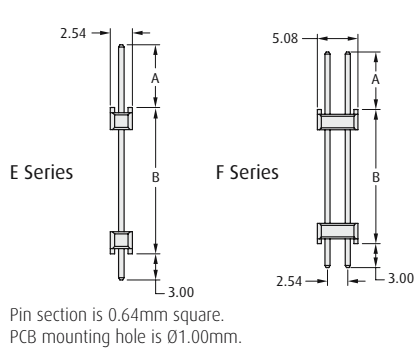
Vertical PC Tail



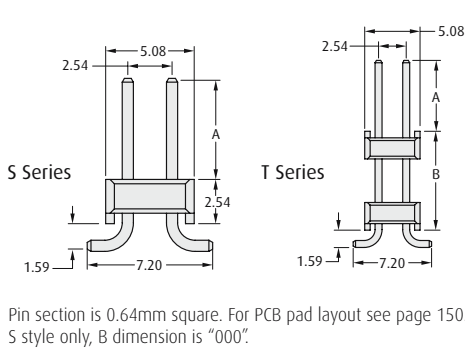
Horizontal PC Tail



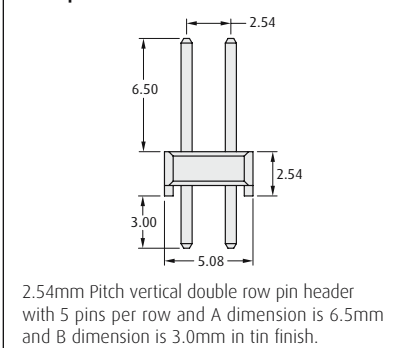
Extended PC Tail



Vertical SMT



Example: M20-065030W0546



HOW TO ORDER

M20 - XXX XXX X XX XX

SERIES CODE

DIMENSION A

Example: 7.8mm = 078

DIMENSION B

Example: 5.0mm = 050

FINISH

45	Gold	Ⓟ
46	Tin	Ⓟ

NO. OF CONTACTS PER ROW

02 to 40

SINGLE ROW	DOUBLE ROW	
V	W	Vertical
H	J	Horizontal
E	F	Extended
-	S	Surface Mount
-	T	Extended Surface Mount

All dimensions in mm.

2.54mm (.100") PITCH