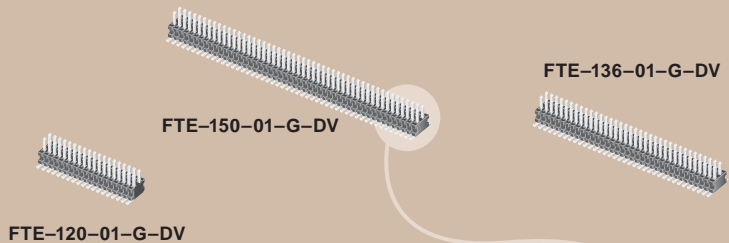


(0,80mm) .0315"

FTE SERIES



SMT MICRO HEADER

SPECIFICATIONS

For complete specifications and recommended PCB layouts see www.samtec.com?FTE

Insulator Material:

Black Liquid Crystal Polymer



Terminal Material:

Phosphor Bronze

Plating:

Au over 50µ" (1,27µm) Ni

Operating Temp Range:

-55°C to +125°C

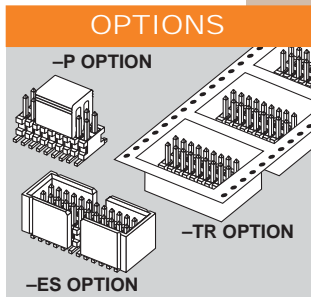
RoHS Compliant:

Yes

CURRENT RATING	
AMBIENT TEMP	FTE/CLE
20°C	3.1A
40°C	2.8A
60°C	2.4A
95°C	1.6A

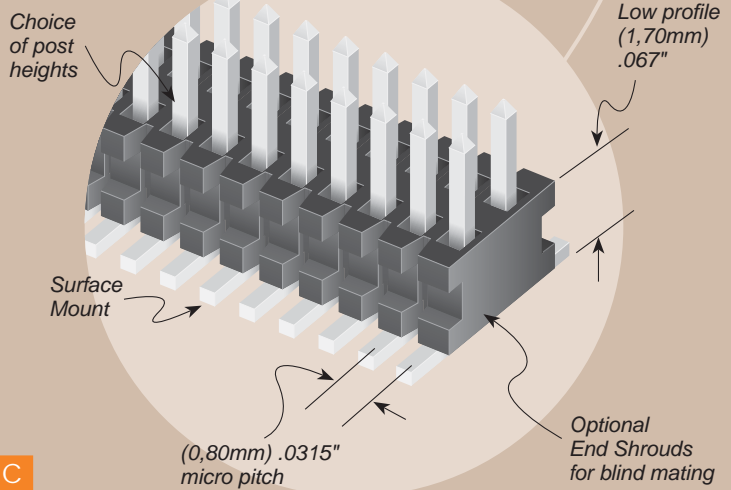
6 POSITIONS (2x3) POWERED

Mates with: CLE



APPLICATION SPECIFIC OPTION

End shrouds with board locks and Gold flash plating available. Call Samtec.



Processing:

Lead-Free Solderable:

Yes

-DV Lead Coplanarity:

(0,10mm) .004" max

-DH Lead Coplanarity:

(0,10mm) .004" max (05-25)

(0,15mm) .006" max (26-50)

FTE - **1**

05 thru 90

NO. PINS PER ROW

LEAD STYLE

Specify LEAD STYLE from chart

PLATING OPTION

-G
= 10µ"
(0,25µm)
Gold on post,
Gold flash on
balance

TAIL OPTION

-DV
= Dual
Vertical

-DH
= Dual
Horizontal
(50 pos.
max.)

FLEX-SHROUD OPTIONS

Style -01 -DV only
(11 pins/row min.)

-ES
= End Shroud

-EC
= End Shroud with
Locking Clips
(Manual placement
required)

-EP
= End Shroud with
Guide Posts

OTHER OPTION

-A
= Alignment
Pin
(5 pos. min.)
Metal or
plastic at
Samtec
discretion
(-DV only)

-K
= (2,50mm)
.098" DIA
Polyimide
Film Pick &
Place Pad
(-DH only)

-P
= Plastic Pick &
Place Pad
(8 pos. min.)
-DV only

-TR
= Tape & Reel
Packaging

LEAD STYLE	A
-01	(1,90) .075
-02	(4,45) .175
-03	(3,05) .120

OPTION	Z
-ES	(1,57) .062
-EC	(4,11) .162
-EP	(5,51) .217

Note: Some lengths, styles and options are non-standard, non-returnable.

Due to technical progress, all designs, specifications and components are subject to change without notice.

WWW.SAMTEC.COM