# Printed-circuit board connector - FRONT-GMSTB 2,5/ 3-ST-7,62 - 1806122

Please be informed that the data shown in this PDF Document is generated from our Online Catalog. Please find the complete data in the user's documentation. Our General Terms of Use for Downloads are valid
(http://phoenixcontact.com/download)

PCB connector, nominal current: 12 A, rated voltage (III/2): 630 V, number of positions: 3, pitch: 7.62 mm, connection method: Front screw connection, color: green, contact surface: Tin

The figure shows a 10-position version of the product

## Your advantages

- Well-known connection principle allows worldwide use
- Optimized for tight installation situations: operation and conductor connection from one direction
- Larger pitch for increased voltage requirements
- Low temperature rise, thanks to maximum contact force
- Allows connection of two conductors

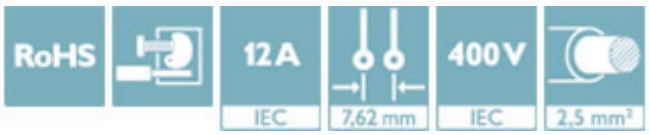


## Key Commercial Data

| | |
|---|---|
| Packing unit | 50 pc |
| GTIN | 4 017918 046798 |
| GTIN | 4017918046798 |

## Technical data

### Dimensions

| | |
|---|---|
| Length [ l ] | 27.3 mm |
| Width [ w ] | 20.86 mm |
| Height [ h ] | 15 mm |
| Pitch | 7.62 mm |
| Dimension a | 15.24 mm |

### General

| | |
|---|---|
| Range of articles | FRONT-GMSTB 2,5/..-ST |
| Number of positions | 3 |

# Printed-circuit board connector - FRONT-GMSTB 2,5/ 3-ST-7,62 - 1806122

## Technical data

### General

| | |
|---|---|
| Connection method | Front screw connection |
| Insulating material group | I |
| Rated surge voltage (III/3) | 6 kV |
| Rated surge voltage (III/2) | 6 kV |
| Rated surge voltage (II/2) | 6 kV |
| Rated voltage (III/3) | 400 V |
| Rated voltage (III/2) | 630 V |
| Rated voltage (II/2) | 1000 V |
| Connection in acc. with standard | EN-VDE |
| Nominal current $I_N$ | 12 A |
| Nominal cross section | 2.5 mm² |
| Maximum load current | 12 A |
| Insulating material | PA |
| Flammability rating according to UL 94 | V0 |
| Internal cylindrical gage | A3 |
| Stripping length | 10 mm |
| Screw thread | M3 |
| Tightening torque, min | 0.5 Nm |
| Tightening torque max | 0.6 Nm |

### Connection data

| | |
|---|---|
| Conductor cross section solid min. | 0.2 mm² |
| Conductor cross section solid max. | 2.5 mm² |
| Conductor cross section flexible min. | 0.2 mm² |
| Conductor cross section flexible max. | 2.5 mm² |
| Conductor cross section flexible, with ferrule without plastic sleeve min. | 0.25 mm² |
| Conductor cross section flexible, with ferrule without plastic sleeve max. | 2.5 mm² |
| Conductor cross section flexible, with ferrule with plastic sleeve min. | 0.25 mm² |
| Conductor cross section flexible, with ferrule with plastic sleeve max. | 2.5 mm² |
| Conductor cross section AWG min. | 24 |
| Conductor cross section AWG max. | 12 |
| 2 conductors with same cross section, solid min. | 0.2 mm² |
| 2 conductors with same cross section, solid max. | 1.5 mm² |
| 2 conductors with same cross section, stranded min. | 0.2 mm² |
| 2 conductors with same cross section, stranded max. | 1.5 mm² |
| 2 conductors with same cross section, stranded, ferrules without plastic sleeve, min. | 0.25 mm² |
| 2 conductors with same cross section, stranded, ferrules without plastic sleeve, max. | 1 mm² |
| 2 conductors with same cross section, stranded, TWIN ferrules with plastic sleeve, min. | 0.5 mm² |

# Printed-circuit board connector - FRONT-GMSTB 2,5/ 3-ST-7,62 - 1806122

## Technical data

### Connection data

| | |
|---|---|
| 2 conductors with same cross section, stranded, TWIN ferrules with plastic sleeve, max. | 1 mm² |
| Minimum AWG according to UL/CUL | 30 |
| Maximum AWG according to UL/CUL | 12 |

### Standards and Regulations

| | |
|---|---|
| Connection in acc. with standard | EN-VDE |
| | CSA |
| Flammability rating according to UL 94 | V0 |

### Environmental Product Compliance

| | |
|---|---|
| China RoHS | Environmentally friendly use period: unlimited = EFUP-e |
| | No hazardous substances above threshold values |

## Drawings

Diagram

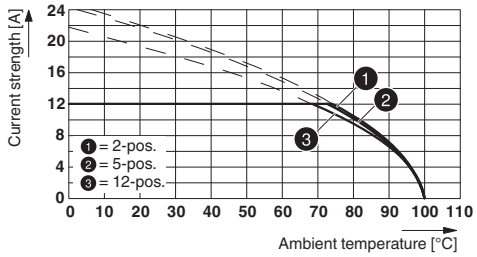


Type: FRONT-GMSTB 2,5/...-ST-7,62 with GMSTB 2,5/...-G-7,62

Diagram

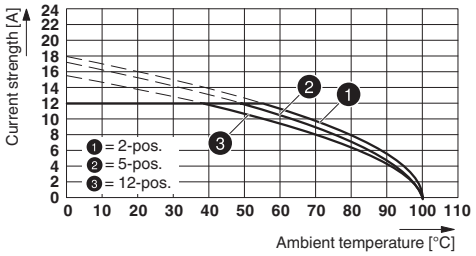


Type: FRONT-GMSTB 2,5/...-ST-7,62 with GMSTBVA 2,5/...-G-7,62

Dimensional drawing

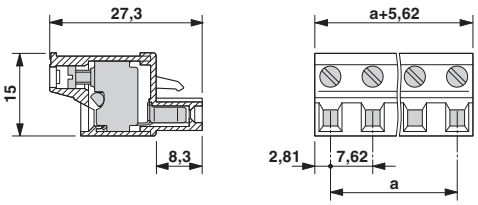


## Approvals

### Approvals

# Printed-circuit board connector - FRONT-GMSTB 2,5/ 3-ST-7,62 - 1806122

## Approvals

Approvals

CSA / IECEE CB Scheme / VDE Gutachten mit Fertigungsüberwachung / EAC / cULus Recognized

Ex Approvals

## Approval details

| | | | |
|---|---|---|---|
| CSA | | http://www.csagroup.org/services-industries/product-listing/ | 13631 |

| | D | B |
|---|---|---|
| Nominal voltage UN | 300 V | 300 V |
| Nominal current IN | 10 A | 10 A |
| mm²/AWG/kcmil | 22-12 | 22-12 |

| | | | |
|---|---|---|---|
| IECEE CB Scheme | | http://www.iecee.org/ | DE1-60988-B1B2 |

| | |
|---|---|
| Nominal voltage UN | 400 V |
| Nominal current IN | 12 A |
| mm²/AWG/kcmil | 0.34-2.5 |

| | | | |
|---|---|---|---|
| VDE Gutachten mit Fertigungsüberwachung | | http://www2.vde.com/de/Institut/Online-Service/VDE-gepruefteProdukte/Seiten/Online-Suche.aspx | 40004701 |

| | |
|---|---|
| Nominal voltage UN | 400 V |
| Nominal current IN | 12 A |
| mm²/AWG/kcmil | 0.34-2.5 |

| | | |
|---|---|---|
| EAC | | B.01742 |

# Printed-circuit board connector - FRONT-GMSTB 2,5/ 3-ST-7,62 - 1806122

## Approvals

| | | | |
|---|---|---|---|
| cULus Recognized | | http://database.ul.com/cgi-bin/XYV/template/LISEXT/1FRAME/index.htm | E60425-19931013 |

| | D | B |
|---|---|---|
| Nominal voltage UN | 300 V | 300 V |
| Nominal current IN | 10 A | 15 A |
| mm²/AWG/kcmil | 30-12 | 30-12 |

Phoenix Contact 2019 © - all rights reserved
http://www.phoenixcontact.com

PHOENIX CONTACT GmbH & Co. KG
Flachsmarktstr. 8
32825 Blomberg
Germany
Tel. +49 5235 300
Fax +49 5235 3 41200
http://www.phoenixcontact.com