角チップビーズインダクタ
RECTANGULAR FERRITE CHIP BEADS (HIGH CURRENT) FB SERIES M TYPE

OPERATING TEMP.	−40～+85℃

フロー／WAVE　リフロー／REFLOW

特長　FEATURES

電源部で使用可能
- 耐大電流(定格電流6A)
- 耐高エネルギー
- 高信頼性

FBMJタイプは様々なバリエーションをラインナップ
- HS：広帯域対応
- HM：高帯域対応
- HL：GHz対応

FBMHタイプは、電源ラインのケーブル輻射ノイズ等、高インピーダンス、大電流を要する回路に最適

Power supply units:
- Large withstand voltage (allowable current: up to 6 A)
- Resistance to high energy
- High reliability

There are several variations of the FBMJ type
- HS: For broadband applications
- HM: For upper MHz range applications
- HL: For GHz range applications

The FBMH type are optimal for circuit designs which require high impedances and large currents to combat radiated noise on power lines, etc.

用途　APPLICATIONS

- 電源ラインの輻射・伝導ノイズ対策
- 各種デジタル機器におけるデジタル信号の波形整形、データラインの高周波ノイズ対策
- 電装機器
- OA機器
- USB等の差動伝送ライン
- 低消費電力化が要求される携帯機器

- Deals with power line radiated and conducted noise.
- Provides waveform correction of digital signals and high frequency noise countermeasures in various types of digital equipment.
- Automotive
- Computer Peripherals
- Differential transmission line on USB and similar products
- Mobile devices which require lower power consumption

形名表記法　ORDERING CODE

1 形式

FB	フェライトビーズインダクタ

2 形状

M	角形チップ

3 特性区分

J	標準品
H	高インピーダンス品

4 外形寸法 (L×W)〔mm〕

1608(0603)	1.6×0.8
2125(0805)	2.0×1.25
2012(0805)	2.0×1.25
2016(0806)	2.0×1.6
3216(1206)	3.2×1.6
3225(1210)	3.2×2.5
4516(1806)	4.5×1.6
4525(1810)	4.5×2.5
4532(1812)	4.5×3.2

5 材質コード

HS	材質によりインピーダンス特性が異なる
HM	
HL	

6 公称インピーダンス〔Ω〕

例	
330	33
111	110
132	1300

7 インピーダンス許容差

—	± 25%
N	± 30%

8 梱包仕様

T	テーピング

9 当社管理記号

△	標準品

△= スペース

F B M J 3 2 1 6 H S 8 0 0 – T ○

1 2 3 4 5 6 7 8 9

1 Type

FB	Ferrite bead

2 Shape

M	Rectangular chip

3 Product characteristics

J	Standard type
H	High Impedance type

4 External Dimensions(L×W) (mm)

1608(0603)	1.6×0.8
2125(0805)	2.0×1.25
2012(0805)	2.0×1.25
2016(0806)	2.0×1.6
3216(1206)	3.2×1.6
3225(1210)	3.2×2.5
4516(1806)	4.5×1.6
4525(1810)	4.5×2.5
4532(1812)	4.5×3.2

5 Material code

HS	Refer to impedance curves for material difference
HM	
HL	

6 Nominal Impedance〔Ω〕

example	
330	33
111	110
132	1300

7 Impedance Tolerance

—	± 25%
N	± 30%

8 Packaging

T	Tape&Reel

9 Internal code

△	Standard product

△=Blank space

外形寸法　EXTERNAL DIMENSIONS

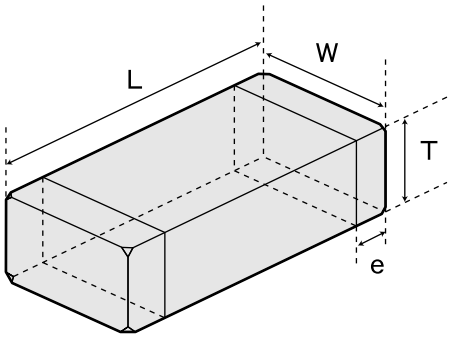

Type	L	W	T	e
FBMJ1608(0603)	1.6±0.2 (0.063±0.008)	0.8±0.2 (0.031±0.008)	0.8±0.2 (0.031±0.008)	0.3±0.2 (0.012±0.008)
FBMJ2125(0805)	2.0±0.2 (0.079±0.008)	1.25±0.2 (0.049±0.008)	0.85±0.2 (0.033±0.008)	0.5±0.3 (0.020±0.012)
FBMJ3216(1206)	3.2±0.3 (0.126±0.012)	1.6±0.2 (0.063±0.008)	1.1±0.2 (0.043±0.008)	0.5±0.3 (0.020±0.012)
FBMJ4516(1806)	4.5±0.3 (0.177±0.012)	1.6±0.2 (0.063±0.008)	1.1±0.2 (0.043±0.008)	0.5±0.3 (0.020±0.012)
FBMH1608(0603)	1.6±0.1 (0.063±0.004)	0.8±0.1 (0.031±0.004)	0.8±0.1 (0.031±0.004)	0.3±0.15 (0.012±0.006)
FBMH2012(0805)	2.0±0.2 (0.079±0.008)	1.25±0.2 (0.049±0.008)	0.85±0.2 (0.033±0.008)	0.5±0.3 (0.020±0.012)
FBMH2016(0806)	2.0±0.2 (0.079±0.008)	1.6±0.2 (0.063±0.008)	1.6±0.2 (0.063±0.008)	0.5±0.3 (0.020±0.012)
FBMH3216(1206)	3.2±0.3 (0.126±0.012)	1.6±0.2 (0.063±0.008)	1.6±0.2 (0.063±0.008)	0.5±0.3 (0.020±0.012)
FBMH3225(1210)	3.2±0.3 (0.126±0.012)	2.5±0.3 (0.098±0.012)	2.5±0.3 (0.098±0.012)	0.5±0.3 (0.020±0.012)
FBMH4516(1806)	4.5±0.3 (0.177±0.012)	1.6±0.2 (0.063±0.008)	1.6±0.2 (0.063±0.008)	0.5±0.3 (0.020±0.012)
FBMH4525(1810)	4.5±0.4 (0.177±0.016)	2.5±0.3 (0.098±0.012)	2.5±0.3 (0.098±0.012)	0.9±0.6 (0.035±0.024)
FBMH4532(1812)	4.5±0.4 (0.177±0.016)	3.2±0.3 (0.126±0.012)	3.2±0.3 (0.126±0.012)	0.9±0.6 (0.035±0.024)

Unit：mm(inch)

概略バリエーション　AVAILABLE MATERIALS

標　準　品 (Standard Type)

FBMJ1608

HS-type

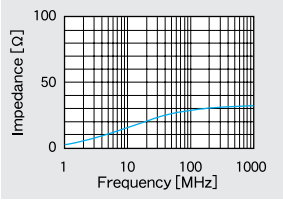

I max=4A

HM-type

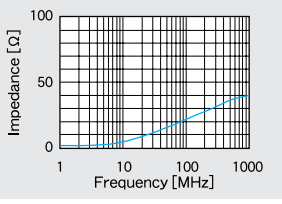

I max=4A

FBMJ2125

HS-type

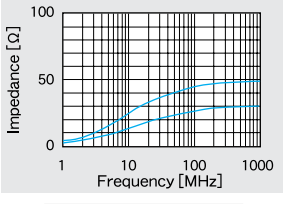

I max=4～6A

HM-type

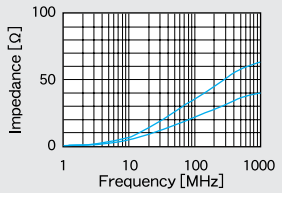

I max=4～6A

HL-type

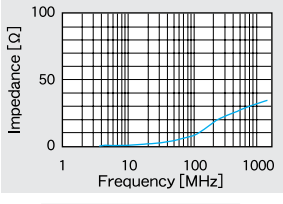

I max=2A

FBMJ3216

HS-type

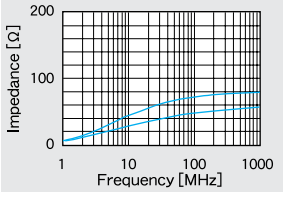

I max=4～6A

HM-type

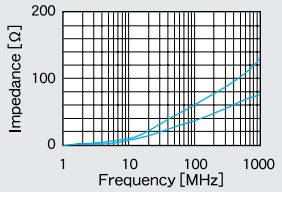

I max=4～6A

FBMJ4516

HS-type

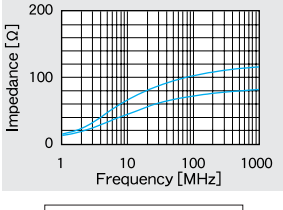

I max=4～6A

HM-type

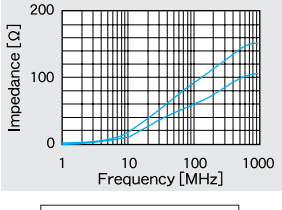

I max=4～6A

高インピーダンス品 (High impedance Type)

FBMH1608

HM-type

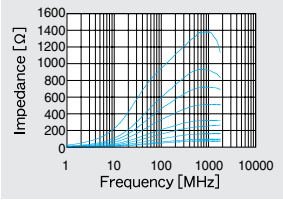

I max=0.5～3.5A

HL-type

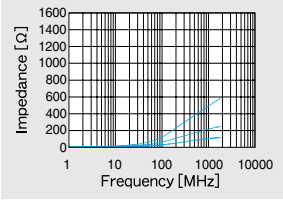

I max=0.9～2.5A

FBMH20○○

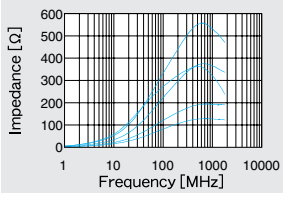

I max=1.8～2.7A

FBMH32○○

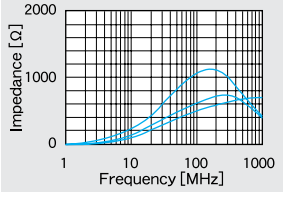

I max=2～3A

FBMH45○○

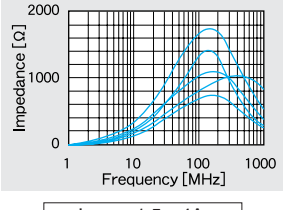

I max=1.5～4A

セレクションガイド
Selection Guide
◀ P.10
etc

アイテム一覧
Part Numbers
P.284 ▶

特性図
Electrical Characteristics
P.285 ▶

梱包
Packaging
P.288 ▶

信頼性
Reliability Data
P.290 ▶

使用上の注意
Precautions
P.292 ▶