




## EDG/EDS SERIES SLIDE TYPE




**EDG/EDS SPST**




**EDG/EDS DPST**




**EDG/EDS SPDT**



**EDG/EDS 3PST**



**EDG/EDS 4PST**



**EDG/EDS DPDT**

## ■ FEATURES

- Tactile response is performed directly by larger contact pressure to ensure very stable contact.
- All plastics are UL 94V-0 grade fire retardant.
- Bottom epoxy sealed standard to ensure free of flux immersion during wave soldering.
- Contact wiping on make and break.
- Gold, Silver, or Tin plated contacts to ensure low contact resistance and long mechanical life.
- Ideal for data processing, communications, remote controls and burglar alarm system use, where manual programming is required.
- RoHS Compliant

## ■ APPLICATIONS

- Numerical setting for computer terminal equipment
- Price setting for vending machines
- Programming for game machines
- Programming for industrial equipment and measuring instruments



## ■ SPECIFICATIONS

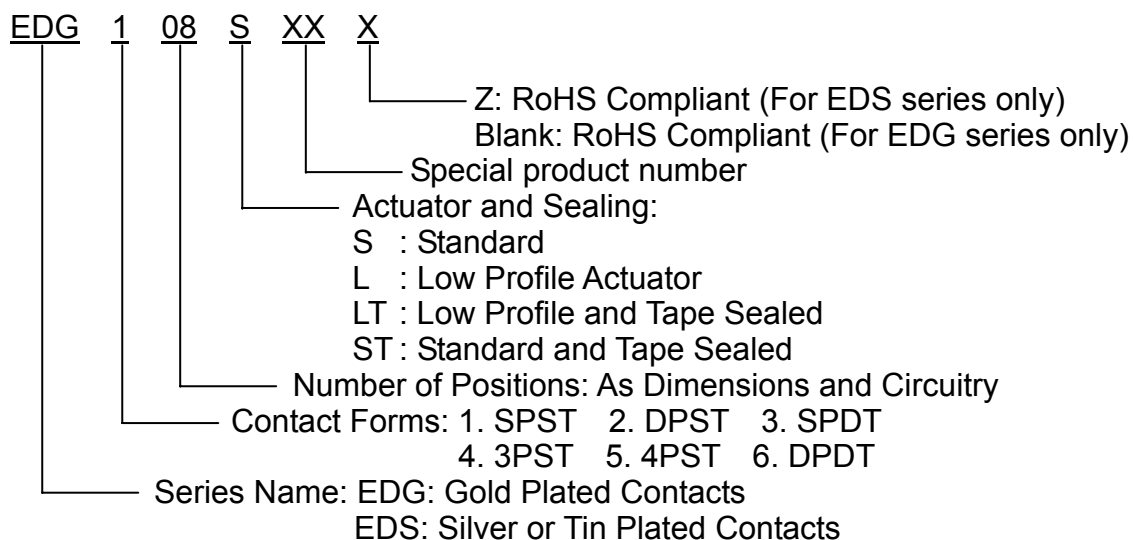
### 1.ELECTRICAL

● Contact rating	
switching	25mA, 24VDC
non-switching	100mA
● Contact resistance	
initial	50mΩ Max.
after life test	100mΩ Max. (300mΩ Max. for Tin plated type)
● Insulation resistance	1000MΩ Min. at 100VDC
● Dielectric strength	500VDC Min. for 60 seconds
● Capacitance between adjacent switches 5pF Max.	

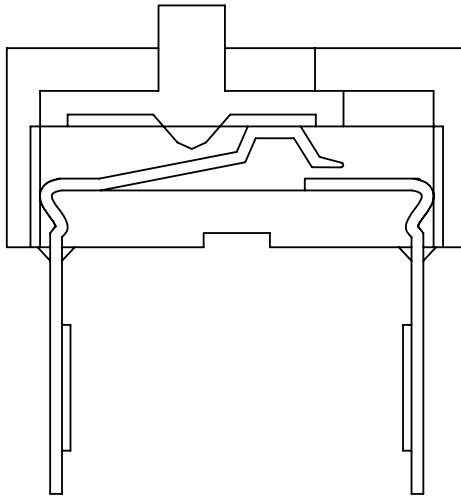
### 2.MECHANICAL AND ENVIRONMENTAL

● Temperature rating	
operating	-25℃ to + 70℃
Storage	-40℃ to + 85℃
● Operation force	800g Max. (SPST only)
● Mechanical life	2000 operations
● Humidity	95% RH, 40℃ for 96 Hrs.
● Vibration	10Hz-55Hz-10Hz for 6 Hrs.
● Solderability	After flux 230±5℃ for 5±0.5 seconds, 95% coverage
● Resistance to soldering heat	260±5℃ for 5±1 seconds

## ■ PART NUMBERING SYSTEM

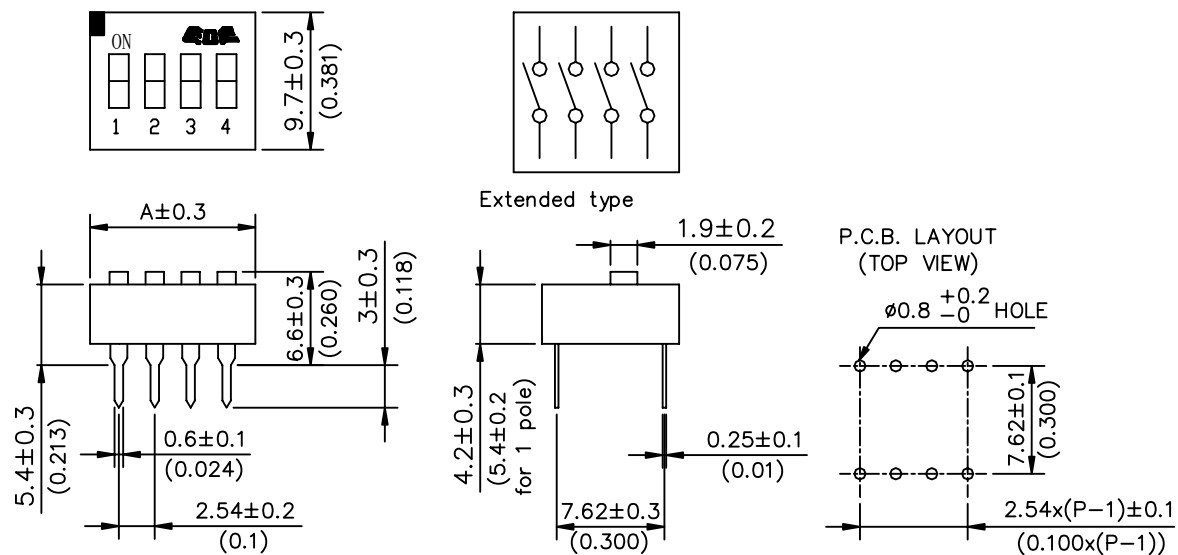


## CONSTRUCTION



## DIMENSIONS AND CIRCUITRY

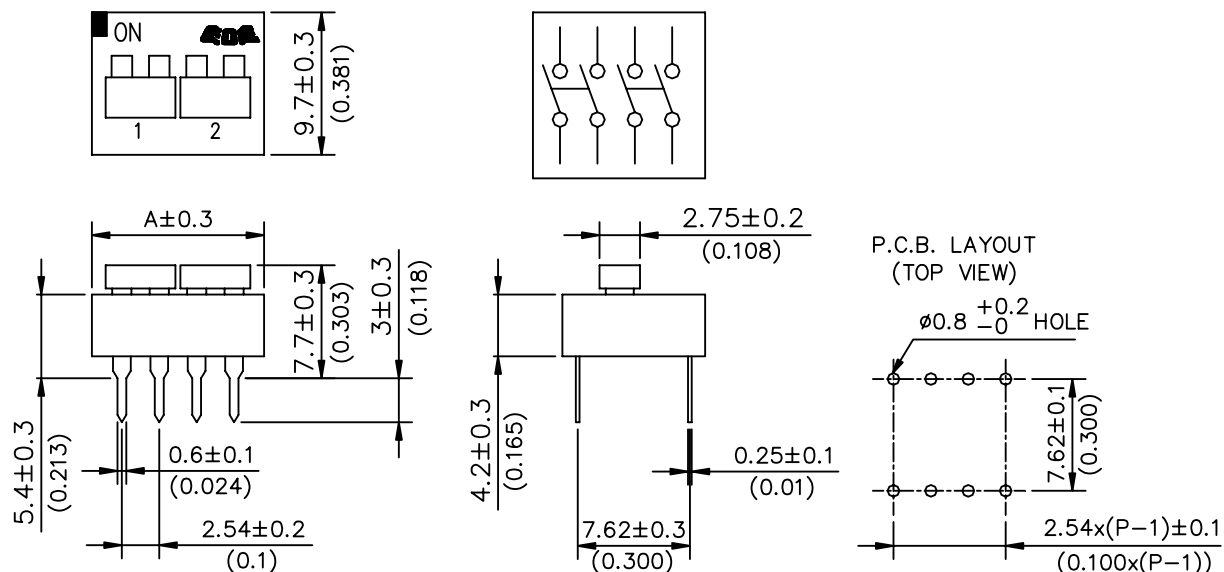
### EDG/EDS SPST SERIES



Dimension A												UNIT: mm(inch)
Positions	1	2	3	4	5	6	7	8	9	10	12	15
A	3.9* (0.154)	6.7 (0.264)	9.2 (0.362)	11.7 (0.461)	14.2 (0.559)	16.7 (0.657)	19.2 (0.756)	21.7 (0.854)	24.4 (0.953)	26.7 (1.051)	31.8 (1.252)	39.5 (1.555)

\* The dimensions of the 1 pole switch may vary slightly.

## EDG/EDS DPST SERIES

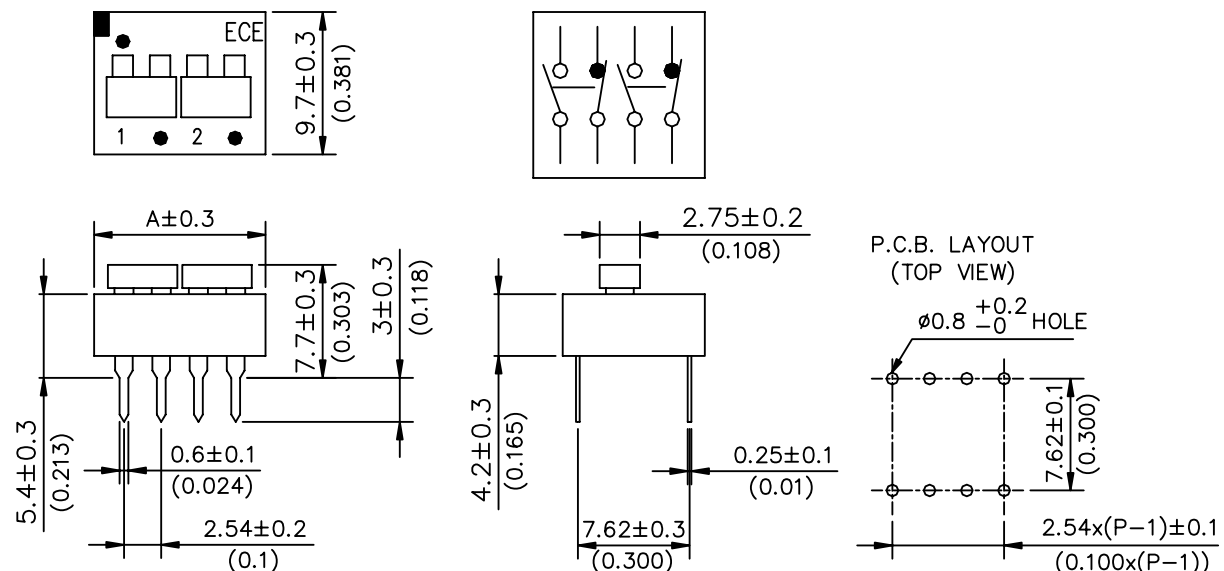


Dimension A

UNIT: mm(inch)

Positions	1	2	3	4	5	6
A	6.7 (0.264)	11.7 (0.461)	16.7 (0.657)	21.7 (0.854)	26.7 (1.051)	31.8 (1.252)

## EDG/EDS SPDT SERIES

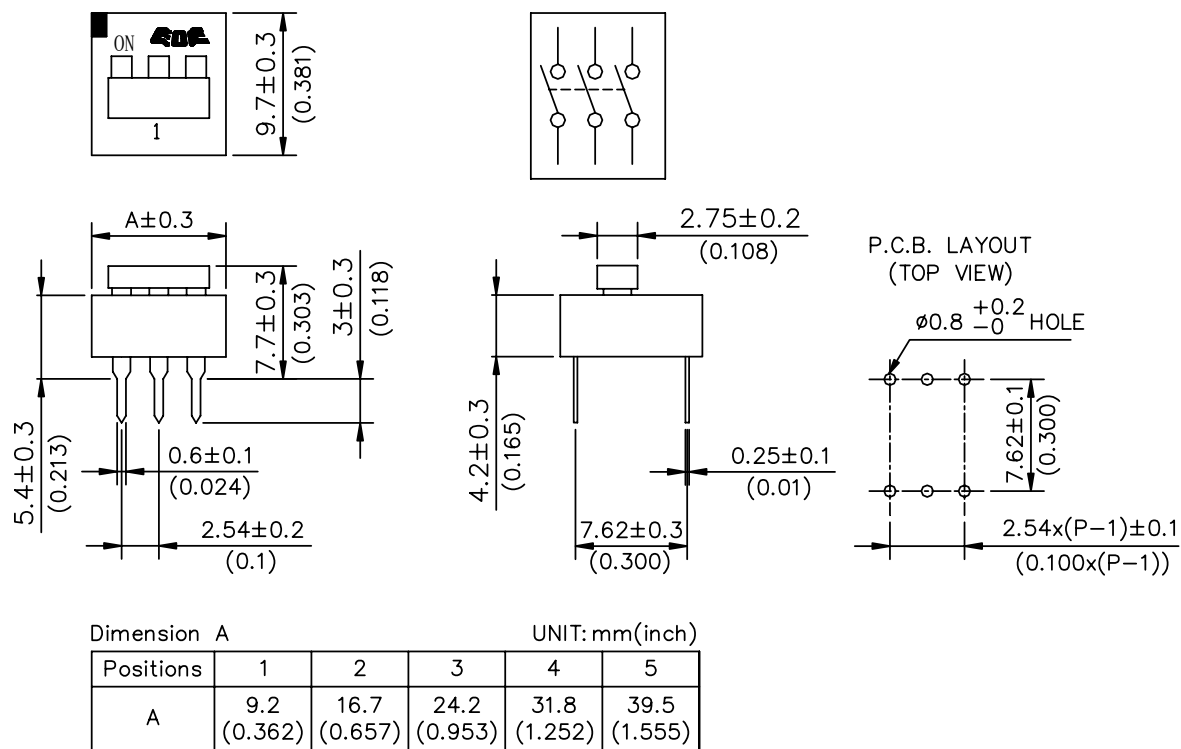


Dimension A

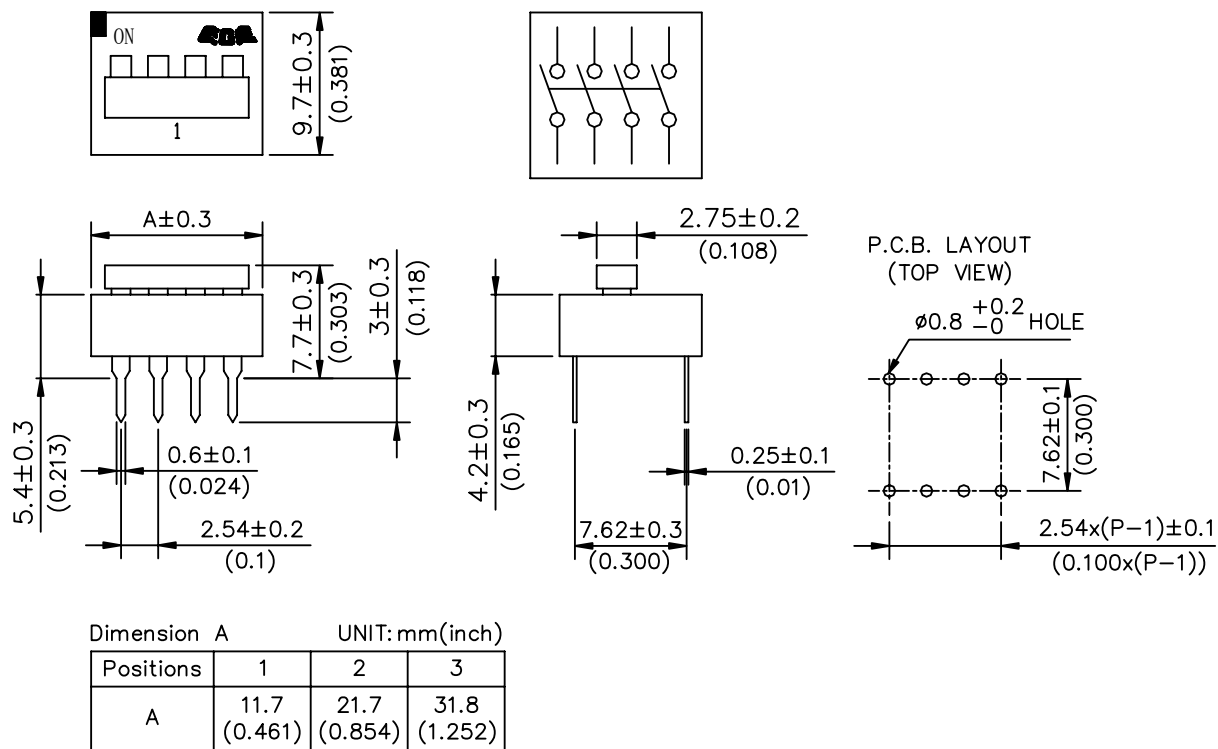
UNIT: mm(inch)

Positions	1	2	3	4	5	6
A	6.7 (0.264)	11.7 (0.461)	16.7 (0.657)	21.7 (0.854)	26.7 (1.051)	31.8 (1.252)

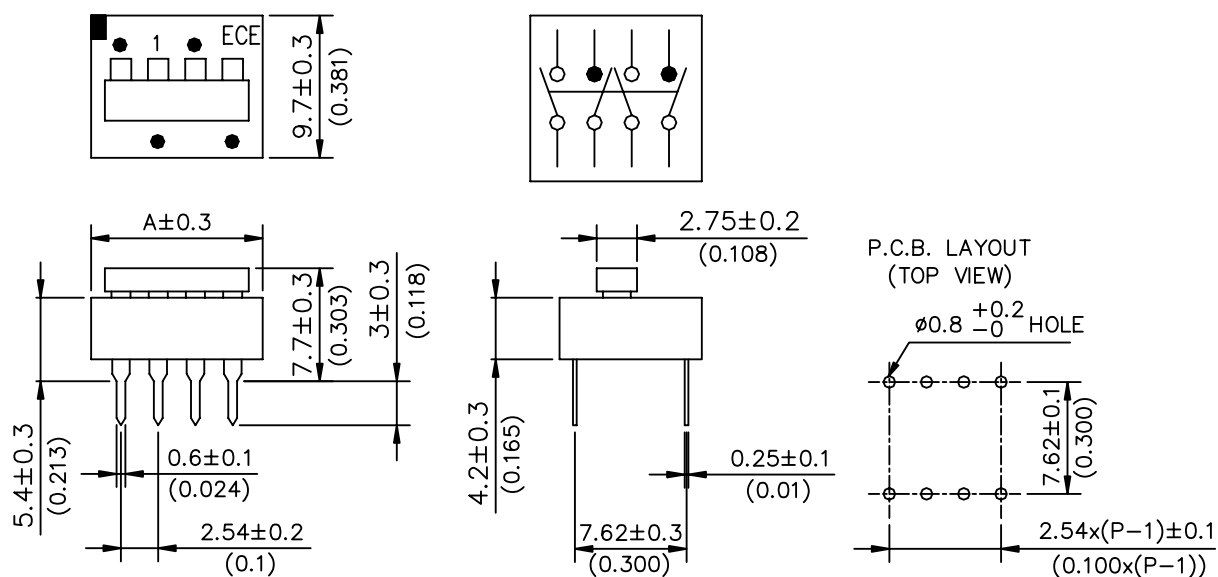
## EDG/EDS 3PST SERIES



## EDG/EDS 4PST SERIES



## EDG/EDS DPDT SERIES



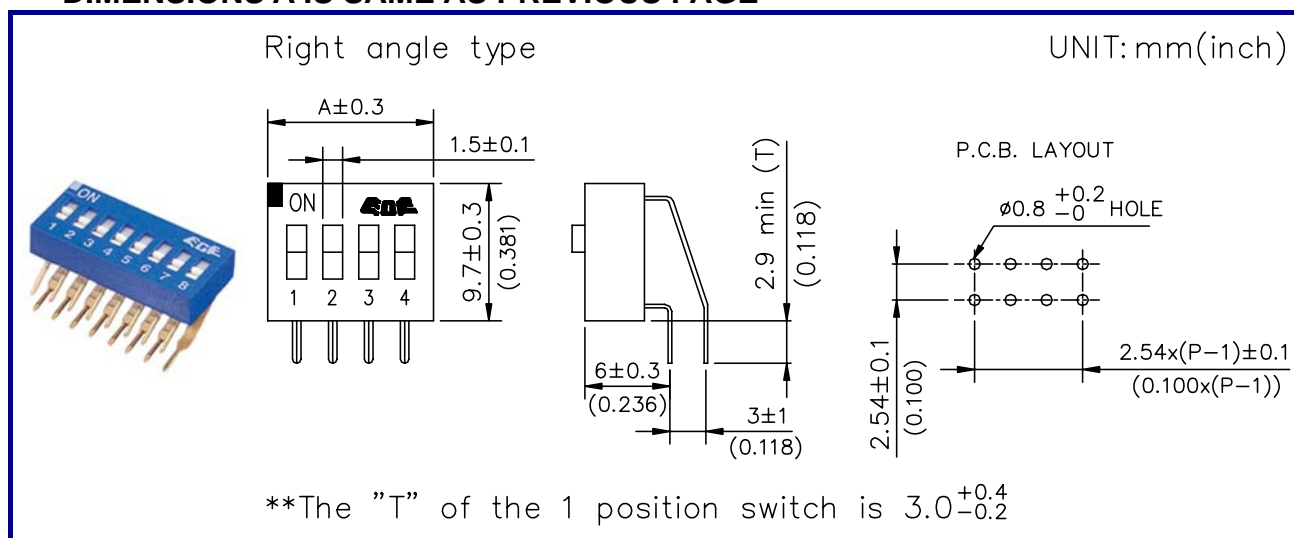
Dimension	UNIT:mm(inch)		
Positions	1	2	3
A	11.7 (0.461)	21.7 (0.854)	31.8 (1.252)

## ■ OPTIONS

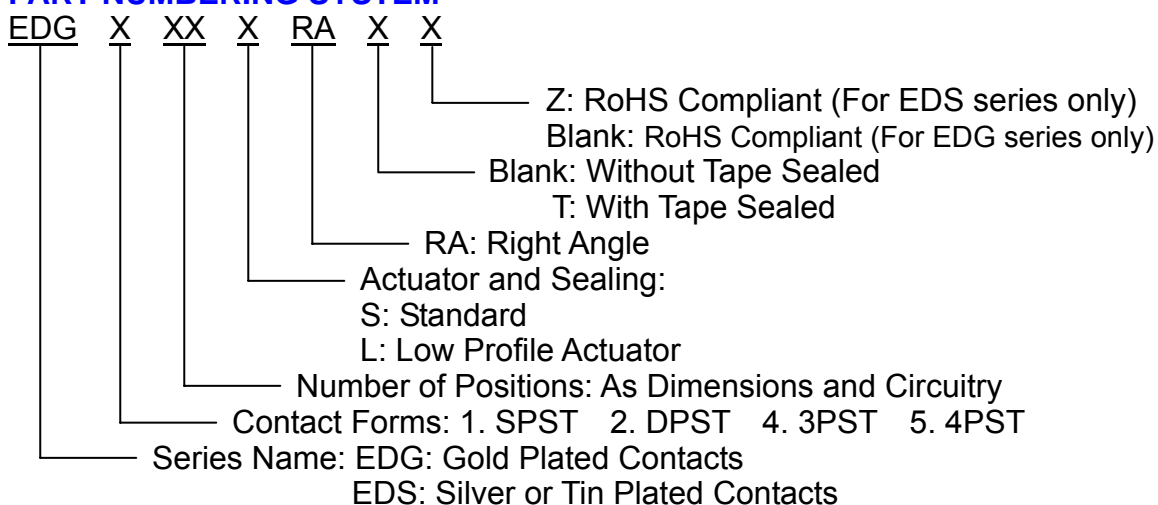
### ◆ RIGHT ANGLE TYPE

#### DIMENSIONS AND CIRCUITRY


DIMENSIONS A IS SAME AS PREVIOUS PAGE




#### PART NUMBERING SYSTEM



### ◆ LOW PROFILE ACTUATORS



### ◆ LOW PROFILE ACTUATORS AND TOP TAPE SEALED



### ◆ SPECIAL TOP OR SIDE MARKING AVAILABLE