

- In accordance with IEC 60431
- Optimized core cross section and increased thickness of base for power applications
- Without center hole
- RM cores are supplied in sets

Magnetic characteristics (per set)

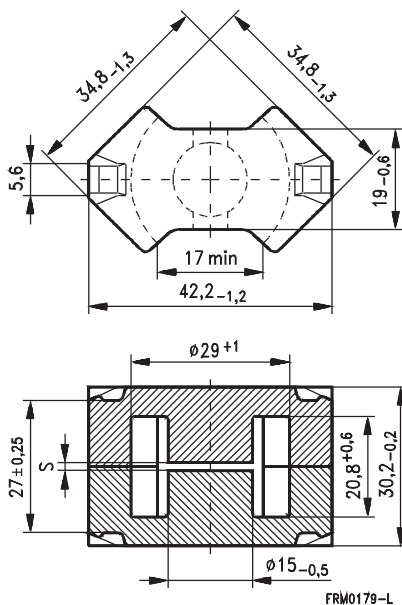
$$\Sigma/A = 0,35 \text{ mm}^{-1}$$

$$l_e = 70 \text{ mm}$$

$$A_e = 200 \text{ mm}^2$$

$$A_{\min} = 170 \text{ mm}^2$$

$$V_e = 14\,000 \text{ mm}^3$$

Approx. weight 74 g/set

Gapped

Material	A_L value	s approx. mm	μ_e	Ordering code
	nH			-E without center hole
N41	$160 \pm 3 \%$	1,90	45	B65887-E160-A41
	$250 \pm 3 \%$	1,00	70	B65887-E250-A41
	$400 \pm 3 \%$	0,50	111	B65887-E400-A41
	$1000 \pm 5 \%$	0,15	278	B65887-E1000-J41



RM 14

Core

B65887

Ungapped

Material	A_L value nH	μ_e	A_{L1min} nH	P_V W/set	Ordering code -E without center hole
N49	3900 + 30/- 20 %	1030	2150	< 2,37 (50 mT, 500 kHz, 100 °C)	B65887-E-R49
N87	6000 + 30/- 20 %	1670	3250	< 7,40 (200 mT, 100 kHz, 100 °C)	B65887-E-R87
N97 ¹⁾	6000 + 30/- 20 %	1670	3250	< 5,60 (200 mT, 100 kHz, 100 °C)	B65887-E-R97
N41	6800 + 30/- 20 %	1890	3250	< 2,52 (200 mT, 25 kHz, 100 °C)	B65887-E-R41

1) Preliminary data

Coil former

Material: GFR thermosetting plastic (UL 94 V-0, insulation class to IEC 60085:

F $\hat{=}$ max. operating temperature 155 °C), color code green

Solderability: to IEC 60068-2-20, test Ta, method 1 (aging 3): 235 °C, 2 s

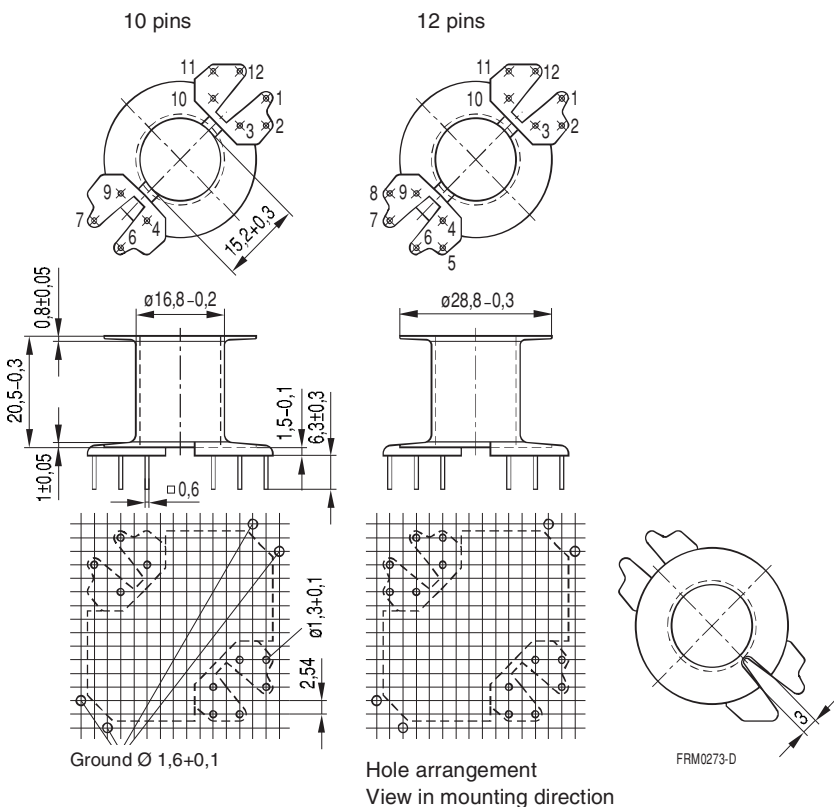
Resistance to soldering heat: to IEC 60068-2-20, test Tb, method 1B: 350 °C, 3,5 s

Winding: see "Processing Notes", page 153

Squared pins

For matching clamp and insulating washers see page 255

Sections	A_N mm ²	l_N mm	A_R value $\mu\Omega$	Pins	Ordering code
1	107	71,5	23	10 12	B65888-C1010-D1 B65888-C1012-D1



Coil former for power applications

Material: GFR polyterephthalate (UL 94 V-0, insulation class to IEC 60085:

F $\hat{=}$ max. operating temperature 155 °C), color code black

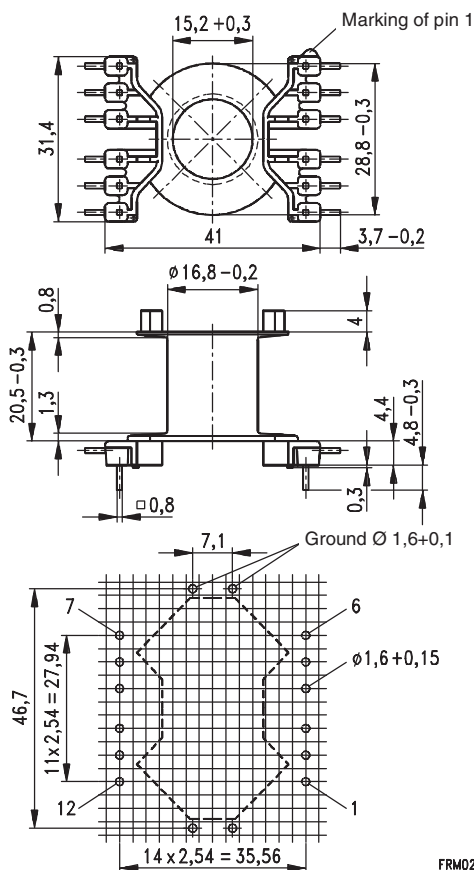
Solderability: to IEC 60068-2-20, test Ta, method 1 (aging 3): 235 °C, 2 s

Resistance to soldering heat: to IEC 60068-2-20, test Tb, method 1B: 350 °C, 3,5 s

Winding: see "Processing Notes", page 153

For matching clamp and insulating washer 1 see page 255

Sections	A_N mm ²	l_N mm	A_R value $\mu\Omega$	Pins	Ordering code
1	106	71,5	23	12	B65888-C1512-T1



Hole arrangement
View in mounting direction
(Note half pitch!)

FRM0228-J

Clamp

- With ground terminal, made of stainless spring steel (tinned), 0,5 mm thick
- Solderability to IEC 60068-2-20, test Ta, method 1 (aging 3): 235 °C, 2 s

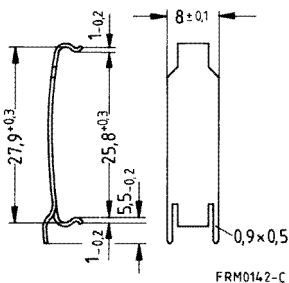
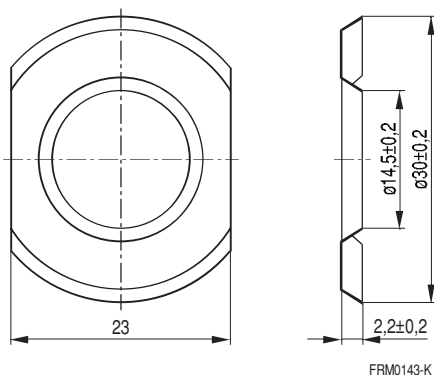
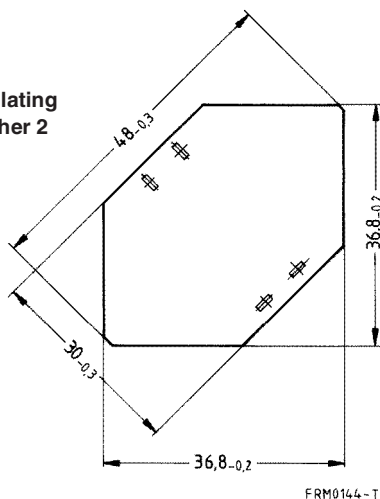
Insulating washer 1 between core and coil former

- For tolerance compensation and for insulation
- Made of polycarbonate (UL 94 V-0, insulation class to IEC 60085: E Δ 120 °C), 0,15 mm thick

Insulating washer 2 for double-clad PCBs

- Made of polycarbonate (UL 94 V-0, insulation class to IEC 60085: E Δ 120 °C), 0,3 mm thick

	Ordering code
Clamp (ordering code per piece, 2 are required)	B65888-A2002
Insulating washer 1 (reel packing, PU = 1 reel)	B65888-B5000
Insulating washer 2 (bulk)	B65888-B2005

Clamp

Insulating washer 1

Insulating washer 2


Herausgegeben von EPCOS AG

Marketing Kommunikation, Postfach 80 17 09, 81617 München, DEUTSCHLAND

© EPCOS AG 2000. Alle Rechte vorbehalten. Vervielfältigung, Veröffentlichung, Verbreitung und Verwertung dieser Broschüre und ihres Inhalts ohne ausdrückliche Genehmigung der EPCOS AG nicht gestattet.

Mit den Angaben in dieser Broschüre werden die Bauelemente spezifiziert, keine Eigenschaften zugesichert. Bestellungen unterliegen den vom ZVEI empfohlenen Allgemeinen Lieferbedingungen für Erzeugnisse und Leistungen der Elektroindustrie, soweit nichts anderes vereinbart wird.

Diese Broschüre ersetzt die vorige Ausgabe.

Fragen über Technik, Preise und Liefermöglichkeiten richten Sie bitte an den Ihnen nächstgelegenen Vertrieb der EPCOS AG oder an unsere Vertriebsgesellschaften im Ausland.

Bauelemente können aufgrund technischer Erfordernisse Gefahrstoffe enthalten. Auskünfte darüber bitten wir unter Angabe des betreffenden Typs ebenfalls über die zuständige Vertriebsgesellschaft einzuholen.

Published by EPCOS AG

Marketing Communications, P.O. Box 80 17 09, 81617 Munich, GERMANY

© EPCOS AG 2000. All Rights Reserved. Reproduction, publication and dissemination of this brochure and the information contained therein without EPCOS' prior express consent is prohibited.

The information contained in this brochure describes the type of component and shall not be considered as guaranteed characteristics. Purchase orders are subject to the General Conditions for the Supply of Products and Services of the Electrical and Electronics Industry recommended by the ZVEI (German Electrical and Electronic Manufacturers' Association), unless otherwise agreed.

This brochure replaces the previous edition.

For questions on technology, prices and delivery please contact the Sales Offices of EPCOS AG or the international Representatives.

Due to technical requirements components may contain dangerous substances. For information on the type in question please also contact one of our Sales Offices.