



# SAW Components

Data Sheet B7611

Data Sheet

A large, stylized, 3D-rendered graphic of the word "EPCOS" in a light gray, sans-serif font. The letters are slightly blurred and appear to be floating or moving, set against a dark, circular background with a faint globe-like pattern.



**SAW Components**

**B7611**

**Low-Loss Filter for Mobile Communication**

**942,5 MHz**

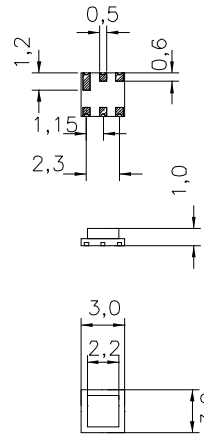
**Data Sheet**



**Chip sized SAW package**

**Features**

- Low-loss RF filter for mobile telephone EGSM systems, receive path
- Low amplitude ripple
- Usable passband 35 MHz
- Unbalanced to balanced Operation
- Ceramic package for **Surface Mounted Technology (SMT)**



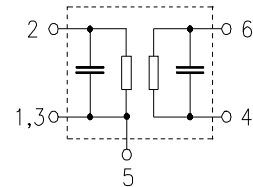
**Terminals**

- Ni, gold-plated

Dimensions in mm, approx. weight 0,027g

**Pin configuration**

- 2 Input, unbalanced
- 4, 6 Balanced Outputs
- 1, 3, 5 To be grounded
- 1, 3, 5 Case ground



Type	Ordering code	Marking and Package according to	Packing according to
B7611	B39941-B7611-A310	C61157-A7-A59	F61074-V8084-Z000

Electrostatic Sensitive Device (ESD)

**Maximum ratings**

Operable temperature range	$T$	- 20 / + 75	°C	source and load impedance 50 $\Omega$ peak power of GSM signal, duty cycle 1 : 8 continuous wave
Storage temperature range	$T_{stg}$	- 40 / + 85	°C	
DC voltage	$V_{DC}$	3	V	
Input power max. 880 ... 915 MHz	$P_{IN}$	5	dBm	
elsewhere		0	dBm	



SAW Components

B7611

Low-Loss Filter for Mobile Communication

942,5 MHz

Data Sheet



### Characteristics

Operating temperature range:  $T = 25 \pm 2^\circ \text{C}$   
 Terminating source impedance:  $Z_S = 50 \Omega$   
 Terminating load impedance:  $Z_L = 50 \Omega$  (balanced)

		min.	typ.	max.	
<b>Center frequency</b>	$f_C$	—	942,5	—	MHz
<b>Maximum insertion attenuation</b>	$\alpha_{\max}$				
925,0 ... 960,0 MHz		—	2,9	4,0	dB
<b>Amplitude ripple (p-p)</b>	$\Delta\alpha$				
925,0 ... 960,0 MHz		—	1,0	2,2	dB
<b>Input VSWR</b>					
925,0 ... 960,0 MHz		—	2,1	2,3	
<b>Output VSWR</b>					
925,0 ... 960,0 MHz		—	2,0	2,2	
<b>Output phase balance (<math>\phi(S_{31}) - \phi(S_{21}) + 180^\circ</math>)</b>					
925,0 ... 960,0 MHz		170	—	190	degree
<b>Output amplitude balance (<math> S_{31}/S_{21} </math>)</b>					
925,0 ... 960,0 MHz		-1,0	0	1,0	dB
<b>Output reflection coefficient @942,5 MHz</b>					
Phase		-42	-22	-2	°
<b>Attenuation</b>	$\alpha$				
0,0 ... 500,0 MHz		60	71	—	dB
500,0 ... 850,0 MHz		50	55	—	dB
850,0 ... 880,0 MHz		40	52	—	dB
880,0 ... 905,0 MHz		28	45	—	dB
905,0 ... 915,0 MHz		18	27	—	dB
980,0 ... 1050,0 MHz		22	28	—	dB
1050,0 ... 1410,0 MHz		45	50	—	dB
1410,0 ... 2000,0 MHz		40	45	—	dB
2000,0 ... 3000,0 MHz		30	35	—	dB
3000,0 ... 6000,0 MHz		15	20	—	dB



**SAW Components**

**B7611**

**Low-Loss Filter for Mobile Communication**

**942,5 MHz**

**Data Sheet**



**Characteristics**

Operating temperature range:  $T = -20^{\circ}\text{C}$  to  $+75^{\circ}\text{C}$   
 Terminating source impedance:  $Z_S = 50\ \Omega$   
 Terminating load impedance:  $Z_L = 50\ \Omega$  (balanced)

		min.	typ.	max.	
<b>Center frequency</b>	$f_C$	—	942,5	—	MHz
<b>Maximum insertion attenuation</b>	$\alpha_{\max}$				
925,0 ... 960,0 MHz		—	3,2	4,5	dB
<b>Amplitude ripple (p-p)</b>	$\Delta\alpha$				
925,0 ... 960,0 MHz		—	1,2	2,7	dB
<b>Input VSWR</b>					
925,0 ... 960,0 MHz		—	2,1	2,3	
<b>Output VSWR</b>					
925,0 ... 960,0 MHz		—	2,0	2,2	
<b>Output phase balance (<math>\phi(S_{31}) - \phi(S_{21}) + 180^{\circ}</math>)</b>					
925,0 ... 960,0 MHz		170	—	190	degree
<b>Output amplitude balance (<math> S_{31}/S_{21} </math>)</b>					
925,0 ... 960,0 MHz		-1,0	0	1,0	dB
<b>Attenuation</b>	$\alpha$				
0,0 ... 500,0 MHz		60	71	—	dB
500,0 ... 850,0 MHz		50	55	—	dB
850,0 ... 880,0 MHz		40	52	—	dB
880,0 ... 905,0 MHz		28	40	—	dB
905,0 ... 915,0 MHz		18	22	—	dB
980,0 ... 1050,0 MHz		20	26	—	dB
1050,0 ... 1410,0 MHz		45	50	—	dB
1410,0 ... 2000,0 MHz		40	45	—	dB
2000,0 ... 3000,0 MHz		30	35	—	dB
3000,0 ... 6000,0 MHz		15	20	—	dB



SAW Components

B7611

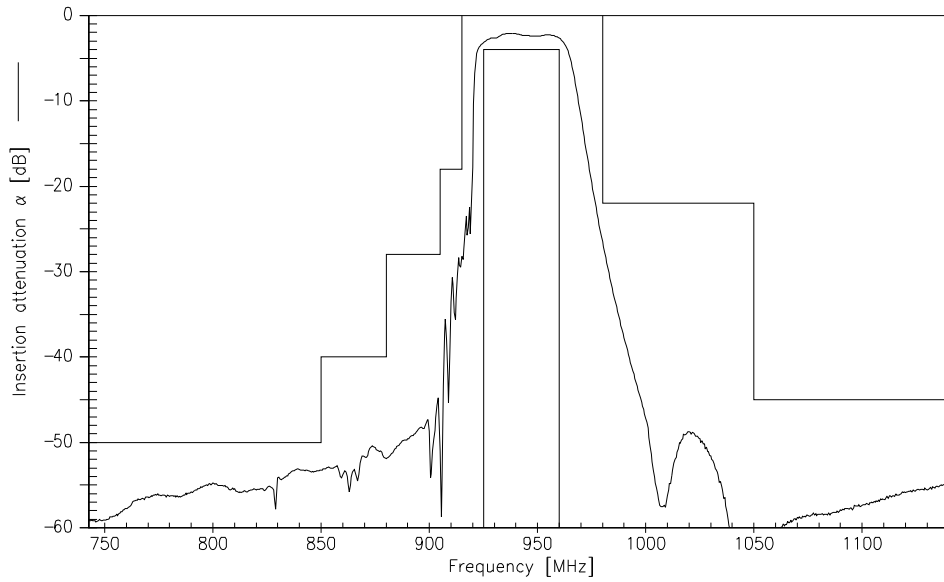
Low-Loss Filter for Mobile Communication

942,5 MHz

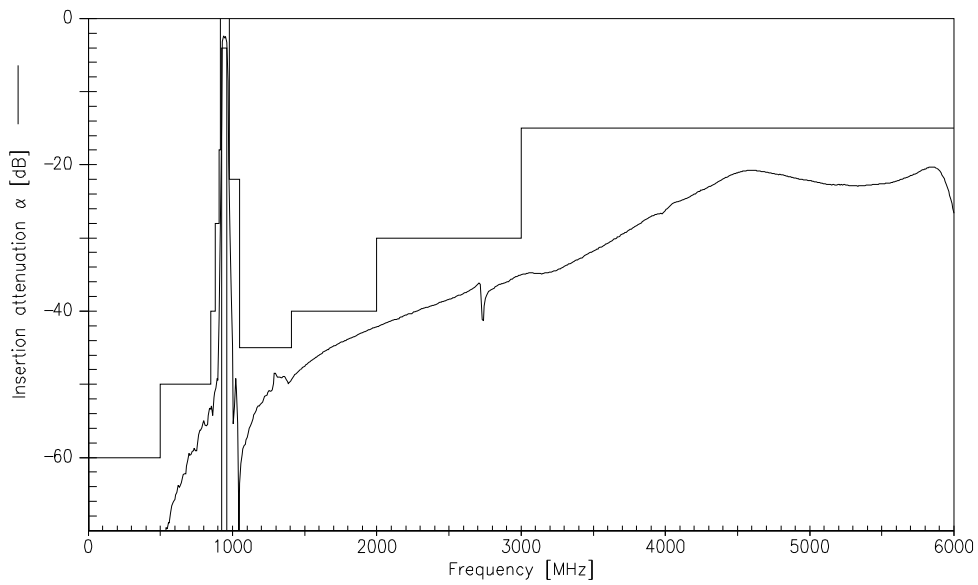
Data Sheet



Transfer function



Transfer function (wide band)





**SAW Components**

**B7611**

**Low-Loss Filter for Mobile Communication**

**942,5 MHz**

Data Sheet



**Published by EPCOS AG**

**Surface Acoustic Wave Components Division, OFW E MF**

**P.O. Box 80 17 09, D-81617 München**

© EPCOS AG 1999. All Rights Reserved.

As far as patents or other rights of third parties are concerned, liability is only assumed for components per se, not for applications, processes and circuits implemented within components or assemblies.

The information describes the type of component and shall not be considered as assured characteristics.

Terms of delivery and rights to change design reserved.

For questions on technology, prices and delivery please contact the sales offices of EPCOS AG or the international representatives.

Due to technical requirements components may contain dangerous substances. For information on the type in question please also contact one of our sales offices.