



SAW Components

Data Sheet B7302

Data Sheet

A large, stylized, 3D-rendered graphic of the word "EPCOS" in a light gray, sans-serif font. The letters are slightly blurred and appear to be floating or moving, set against a dark, circular background with a faint globe-like pattern.



SAW Components

B7302

Low-Loss Filter for Mobile Communication

360,0 MHz

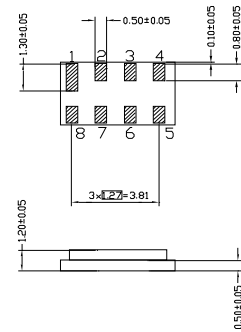
Data Sheet



Chip Sized SAW Package DCS8A

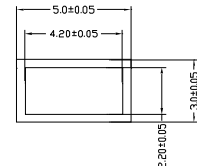
Features

- Low-loss IF filter for mobile telephone
- Channel selection in GSM, PCN systems
- **Chip Sized SAW Package**
- No expansion coil



Terminals

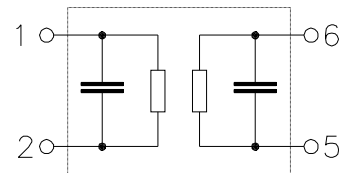
- Gold-plated Ni



Dimensions in mm, approx. weight 0,05 g

Pin configuration

- | | |
|------------|---------------------------|
| 1 | Input or input ground |
| 2 | Input or balanced input |
| 5 | Output or output ground |
| 6 | Output or balanced output |
| 3, 4, 7, 8 | Ground |



Type	Ordering code	Marking and Package according to	Packing according to
B7302	B39361-B7302-A910	C61157-A7-A65	F61074-V8102-Z000

Electrostatic Sensitive Device (ESD)

Maximum ratings

Operating temperature range	T	- 20/+ 80	°C	
Storage temperature range	T_{stg}	- 35/+ 85	°C	
DC voltage	V_{DC}	3	V	
Source power	P_s	10	dBm	



Data Sheet



Characteristics

Operating temperature range: $T = -20$ to $+80$ °C
 Terminating source impedance: $Z_S = 800 \Omega \parallel 160$ nH
 Terminating load impedance: $Z_S = 800 \Omega \parallel 160$ nH

		min.	typ.	max.	
Nominal frequency	f_N	—	360,0	—	MHz
Minimum insertion attenuation					
(including losses in matching circuit)	α_{min}	—	5,4	6,1	dB
(excluding losses in matching circuit)		—	5,1	5,5	dB
Amplitude ripple (p-p)	$\Delta\alpha$				
$f_N - 67,5$ kHz ... $f_N + 67,5$ kHz		—	0,3	2,0	dB
$f_N - 80,0$ kHz ... $f_N + 80,0$ kHz		—	0,4	3,0	dB
Group delay ripple (p-p)	$\Delta\tau$				
$f_N - 67,5$ kHz ... $f_N + 67,5$ kHz		—	0,4	1,5	μ s
$f_N - 80,0$ kHz ... $f_N + 80,0$ kHz		—	0,5	2,0	μ s
Relative attenuation (relative to α_{min})	α_{rel}				
$f_N - 15$ MHz ... $f_N + 3,0$ MHz		50	60	—	dB
$f_N - 3,0$ MHz ... $f_N - 1,6$ MHz		48 *)	50	—	dB
$f_N - 1,6$ MHz ... $f_N - 800$ kHz		40 +)	56	—	dB
$f_N - 800$ kHz ... $f_N - 600$ kHz		35	46	—	dB
$f_N - 600$ kHz ... $f_N - 400$ kHz		21	41	—	dB
$f_N - 400$ kHz ... $f_N - 300$ kHz		8	24	—	dB
$f_N + 300$ kHz ... $f_N + 400$ kHz		8	17	—	dB
$f_N + 400$ kHz ... $f_N + 600$ kHz		21	26	—	dB
$f_N + 600$ kHz ... $f_N + 800$ kHz		35	38	—	dB
$f_N + 800$ kHz ... $f_N + 1,6$ MHz		40	47	—	dB
$f_N + 1,6$ MHz ... $f_N + 3,0$ MHz		48	59	—	dB
$f_N + 3,0$ MHz ... $f_N + 15$ MHz		50	57	—	dB
Impedance within the pass band					
Input: $Z_{IN} = R_{IN} \parallel C_{IN}$		—	800 \parallel 1,25	—	$\Omega \parallel$ pF
Output: $Z_{OUT} = R_{OUT} \parallel C_{OUT}$		—	800 \parallel 1,25	—	$\Omega \parallel$ pF
Temperature coefficient of frequency ¹⁾	TC_f	—	-0,036	—	ppm/K ²
Turnover temperature	T_0	—	40	—	°C

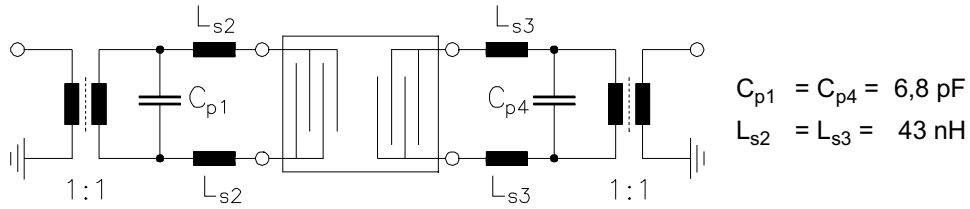
1) Temperature dependence of f_c : $f_c(T) = f_c(T_0)(1 + TC_f(T - T_0)^2)$

*) 358,0 MHz < f < 358,3 MHz: spurious response, $B_{3dB} < 150$ kHz, $\alpha_{rel} > 45$ dB

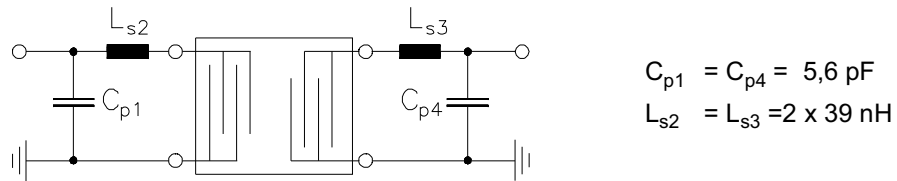
+) 358,9 MHz < f < 359,2 MHz: spurious response, $B_{3dB} < 100$ kHz, $\alpha_{rel} > 37$ dB



Test matching network to 50Ω, balanced low pass matching circuit (actual element values depend on PCB layout. Serial inductance values by combination of 39nH / 47nH. S-parameters of transformers TOKO B5FL available on request):

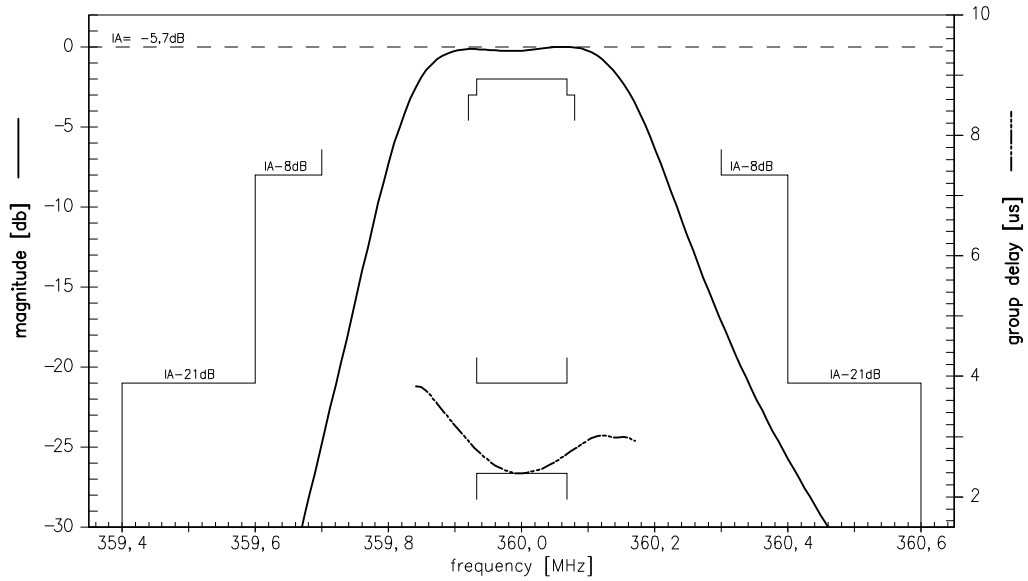


Test matching network to 50Ω, single-ended or pseudo-balanced (serial inductances splitted up into both signal paths, improved ultimate rejection) low pass matching circuit (actual element values depend on PCB layout):

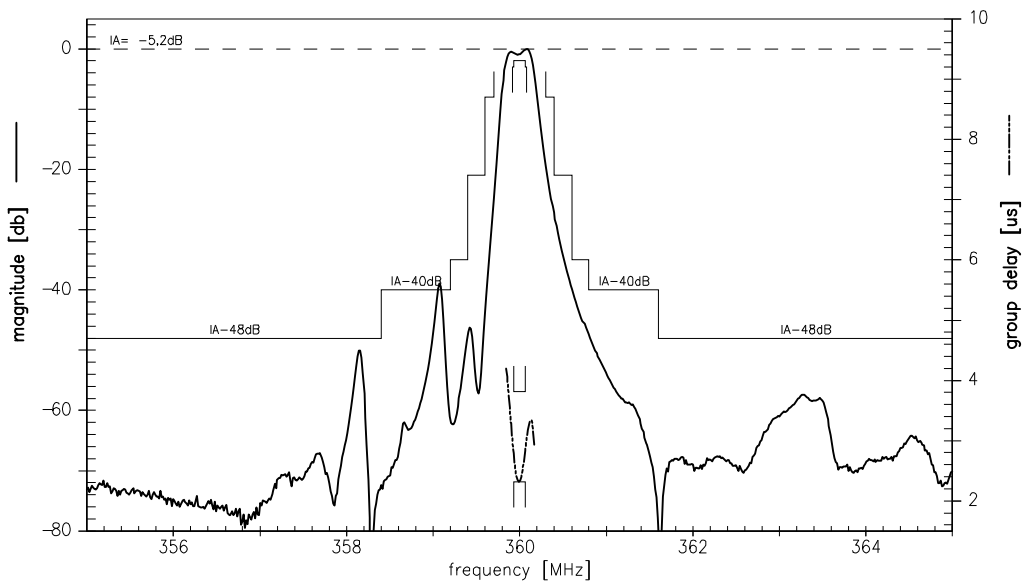




Transfer function (pass band):



Transfer function (wide band):





SAW Components

B7302

Low-Loss Filter for Mobile Communication

360,0 MHz

Data Sheet



Published by EPCOS AG

Surface Acoustic Wave Components Division, OFW E MF

P.O. Box 80 17 09, D-81617 München

© EPCOS AG 1999. All Rights Reserved.

As far as patents or other rights of third parties are concerned, liability is only assumed for components per se, not for applications, processes and circuits implemented within components or assemblies.

The information describes the type of component and shall not be considered as assured characteristics.

Terms of delivery and rights to change design reserved.

For questions on technology, prices and delivery please contact the sales offices of EPCOS AG or the international representatives.

Due to technical requirements components may contain dangerous substances. For information on the type in question please also contact one of our sales offices.