INSPECTION REPORT

Date: 12/22/00

1. Item: BWDM21D0CRV10
2. E-TEK Spec Version: 2.0
3. Serial No.: 64627771
4. Fiber: Corning SMF-28 CPC6, 250μm bare fiber
5. Fiber Length (each end): >1m
6. Schematic:

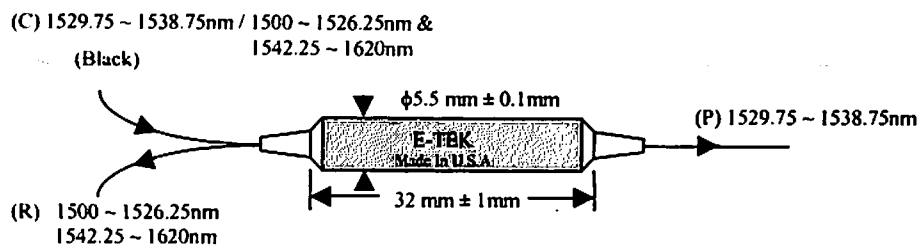

7. Performance(@ 23°C): (Center Wavelength:1534.25nm)

Insertion Loss (dB)			Insertion Loss (dB)	
@ 1534.25nm (C) ⇒ (P)	@ 1524.25nm (C) ⇒ (R)	@ 1544.25nm (C) ⇒ (R)	1529.75 ~ 1538.75nm (C) ⇒ (P)	1500 ~ 1526.25nm 1542.25 ~ 1620nm (C) ⇒ (R)
0.32	0.21	0.22	<0.8	<0.5

Flatness (dB)		PDL (dB)
1529.75 ~ 1538.75nm (C) ⇒ (P)	1500 ~ 1526.25nm 1542.25 ~ 1620nm (C) ⇒ (R)	
<0.06	<0.15	<0.1

Isolation (dB)		Return Loss (dB)
1529.75 ~ 1538.75nm (C) ⇒ (R)	1500 ~ 1526.25nm 1542.25 ~ 1620nm (C) ⇒ (P)	
>13	>20	>45

8. Connectors: None
9. Spectrum Curve attached (1 page)

E-TEK Dynamics, Inc.
1885 Lundy Avenue, San Jose, CA 95131, U.S.A.
Tel. (408) 432-6300 Fax (408) 432-8550

Test by: 3705
Check by PQC

PASS
INSPECTION
31

WDM Spectrum Performance Test Report

Report Date: 12/21/2000

Order No:
Model #: **BWDM21D0CRV10**
Travel Card #: **w2280575**
Serial #: **64627771**

Test No: **1**
Temperature: **23.0**
Fail: /
Warning: —

Operator: **3705**
Station: **WDMTEST069**
Test Date: **12/21/2000**
Test Time: **23:16**

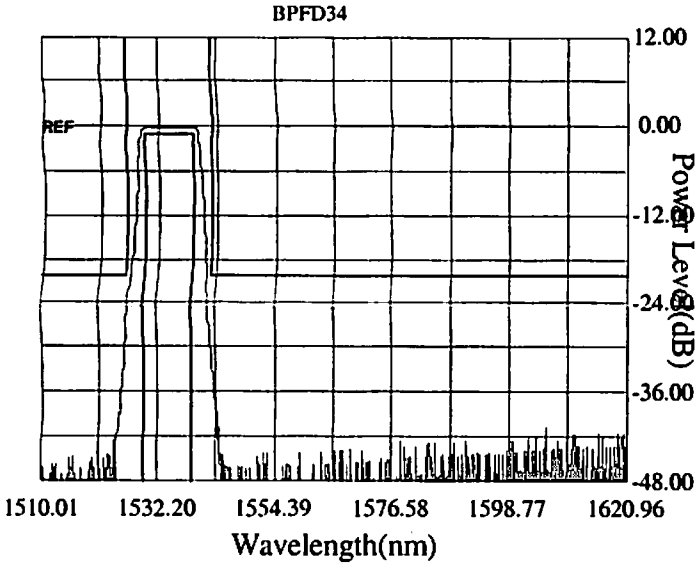

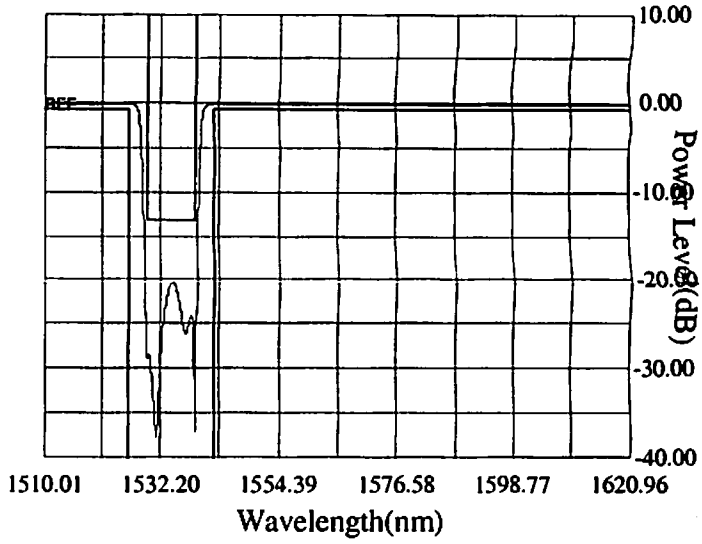

Bandpass Performance Test

Center Wavelength & Bandwidth (down from PP -0.26dB)

dB Down	WLLeft(nm)	WLRgt(nm)	BW(nm)	CW(nm)	Ripple(dB)
-0.50	1528.91	1539.36	10.45	1534.14	0.06

Passband Loss & Ripple (IL @ NominalWL 1534.25nm = -0.31dB)

ILLft(dB)	ILRgt(dB)	ILMax(dB)	ILMin(dB)	Rpl(dB)	WLLft(nm)	WLRt(nm)
-0.27	-0.28	-0.32	-0.26	0.06	1529.75	1538.75

Adjacent Channel Isolation

IsoLeft(dB)	IsoRight(dB)	IsoMin(dB)	MinWL(nm)	WLLeft(nm)	WLRgt(nm)
-60	-28	-28	1526.21	1510.01	1526.25
-30	-46	-30	1542.26	1542.25	1619.96

Notch Performance Test

Center Wavelength & Bandwidth (down from Peak -0.16dB)

dB Down	WLLeft(nm)	WLRgt(nm)	BW(nm)	CW(nm)	Ripple(dB)

Drop Channel Isolation

IsoLeft(dB)	IsoRight(dB)	IsoMin(dB)	MinWL(nm)	WLLeft(nm)	WLRgt(nm)
-29	-37	-20	1534.46	1529.75	1538.75

Adjacent Channel Insertion Loss & Ripple

ILLft(dB)	ILRt(dB)	ILMax(dB)	ILMin(dB)	Rpl(dB)	WLLft(nm)	WLRt(nm)
-0.20	-0.21	-0.23	-0.18	0.05	1510.01	1524.25
-0.21	-0.22	-0.22	-0.19	0.03	1524.25	1526.25
-0.21	-0.20	-0.22	-0.19	0.03	1542.25	1544.25
-0.20	-0.21	-0.23	-0.16	0.07	1544.25	1619.96

PQC PASS INSPECTION 31