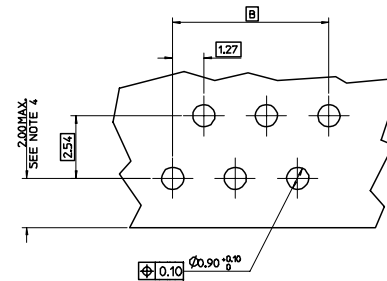


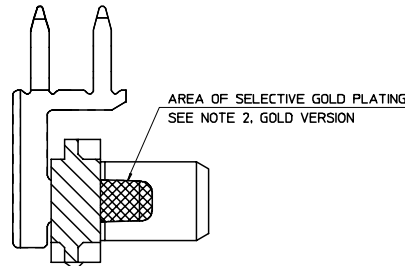
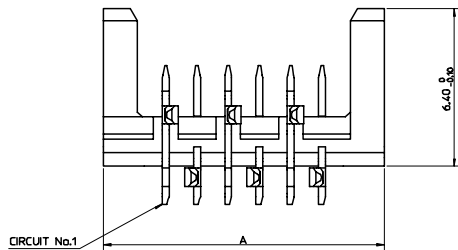
SECTION A-A



RECOMMENDED P.C.B. LAYOUT VIEWED FROM COMPONENT SIDE
(P.C.B THICKNESS 1.60±0.20)

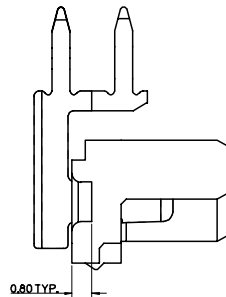
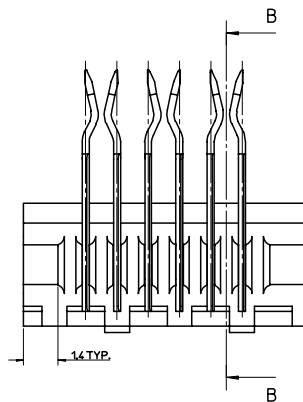
91714 - * 0 **

— (CIRCUIT SIZE (SEE CHART))
— 0- 3-5um TIN VERSION
— 3- 0.76um GOLD VERSION



SECTION B-B

PART No.	No. OF CKTS	DIMN. A	DIMN. B	QTY PER TUBE
91714--026	26	36.80	31.75	14
91714--024	24	34.26	29.21	15
91714--022	22	31.72	26.67	16
91714--020	20	29.18	24.13	18
91714--018	18	26.64	21.59	20
91714--016	16	24.10	19.05	22
91714--014	14	21.56	16.51	24
91714--012	12	19.02	13.97	28
91714--010	10	16.48	11.43	32
91714--008	08	13.94	8.89	38
91714--006	06	11.40	6.35	46
91714--004	04	8.86	3.81	59
	No. OF CKTS	DIMN. A	DIMN. B	QTY PER TUBE



NOTES:

- MATERIAL: HOUSING: NYLON 46, 30% GLASS FILLED TO UL 94 V-0, NATURAL. TERMINAL: CARTRIDGE BRASS 0.28 THICK REF.
- PLATING: TIN VERSION: 3-5um TIN ALLOVER 127um NICKEL UNDERCOAT. GOLD VERSION: 0.76um SELECTIVE GOLD AND 0.10-0.20um GOLD FLASH ALLOVER 127um NICKEL UNDERCOAT.
- MATES WITH MOLEX 90327 SERIES.
- DIMENSION APPLIES ONLY WHEN MATED TO A 90327 CONNECTOR WHOSE CABLE EXTENDS TOWARDS THE P.C.B.
- SEE PRODUCT SPECIFICATION PS-99020-0011.

REVISION UPDATE EC No: E2007-0083 DRWN: DAWASZKIEWICZ/06/09/11 CHKD: JDENNEHY/2006/09/11 APPR: JDENNEHY/2006/09/11	QUALITY SYMBOLS ▽ 0 ▽ 0	GENERAL TOLERANCES (UNLESS SPECIFIED) mm INCH		SCALE 10:1	DESIGN UNITS METRIC	THIRD ANGLE PROJECTION	REVISE ON CAD ONLY
		4 PLACES ± --- ± --- 3 PLACES ± --- ± --- 2 PLACES ± 0.10 ± --- 1 PLACE ± 0.20 ± --- ANGULAR ± 2 °	DIMENSION STYLE MM ONLY	DRAWN BY JDENNEHY DATE 2004/02/17	CHECKED BY JDENNEHY DATE 2004/02/18	TITLE RIGHT ANGLE HIGH TEMP PICO FLEX HEADER ASSEMBLY STAGGERED 1.27 PITCH	MATERIAL NO. SD-91714-001
DRAFT WHERE APPLICABLE MUST REMAIN WITHIN DIMENSIONS	APPROVED BY BMAGUIRE DATE 2004/02/20	MOLEX INCORPORATED		THIS DRAWING CONTAINS INFORMATION THAT IS PROPRIETARY TO MOLEX INCORPORATED AND SHOULD NOT BE USED WITHOUT WRITTEN PERMISSION			