


### Metric

#### JEDEC (EIAJ) Metric Quad Flat Pack ICs

##### Product Facts

- Closed bottom design prevents solder wicking and bridging
- Standoffs facilitate flushing of solder fluxes from under socket
- Horizontal normal force reduces the stress on latches
- Contact wiping removes oxides from package leads
- High pressure tin contacts provide high normal force for interface reliability
- Moulded separation ribs for contact to lead alignment
- Components moulded of high temperature materials
- Mechanical and visual polarisation allows pin #1 alignment
- Cover provides means for handling and testing bumperless packages
- Cover secures device for handling regardless of corner configuration
- Socket design is not sensitive to package stand-off dimension
- Socketing eases prototype evaluation
- Socketing provides repairability in the field
- Socketing enables equipment configuration at the manufacturing level
- Socketing minimises device damage problems due to SMT temperatures
- Socketing allows field updating
- Socketing utilises conventional through-hole soldering processes
- Socket design is compatible with robotic assembly



The AMP Metric PQFP socket provides a method for through-hole socketing of JEDEC (EIAJ) bumperless metric quad flat pack devices. The socket is designed to accept PQFP-style 28mm x 28mm packages on .65mm spacing per proposed JEDEC (EIAJ) Standard MO-108.

The socket features a two-piece design that allows the device to be first inserted into the plastic cover. Then the cover with the device is secured over the socket

housing using the AMP insertion tool. This system protects the delicate gullwing leads and ensures proper lead-to-contact registration.

Available in 144- and 160-position versions, the socket features high temperature housing materials and a sealed bottom allowing it to withstand the rigors of flow soldering lines and automated assembly.

##### Technical Documents:

**Product Specification**  
108-1348

**Application Specification**  
114-1070

**Instruction Sheets**  
408-3289 Hand Tools  
408-9772 Pneumatic Tool

### Metric

#### For JEDEC Metric Quad Flat Pack ICs

#### Materials and Finish:

**Housing and Cover** — High temperature thermoplastic, 94V-0 rated

**Contacts** — Phosphor bronze with 0.00508 [.000200] tin-lead over 0.00127 [.000050] nickel

#### Performance Characteristics:

**Voltage Rating** — 250 VAC

**Termination Resistance, Dry Circuit** — 20 milliohms max, initial

**Dielectric Withstanding Voltage** — 750 VAC

**Insulation Resistance** — 5000 megohms

**Capacitance** — 1 picofarad max.

**Durability** — 15 cycles

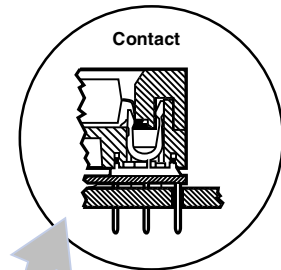
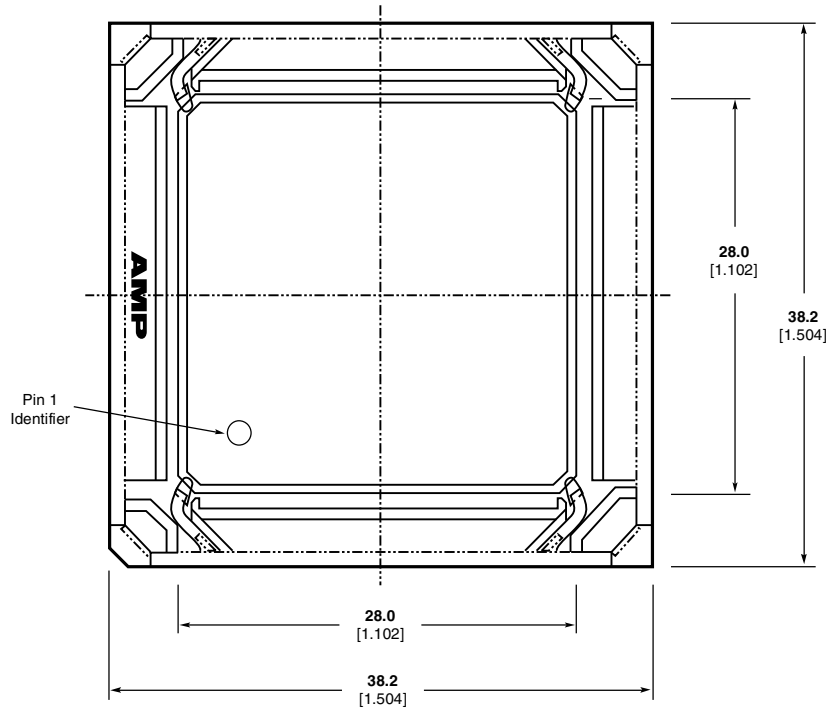
**Mating Force** — 2.22 N [.5 lb.] max.

**Contact Retention** — 3.34 N [12 oz.]

**Physical Shock** — 50 Gs

**Vibration** — 15 Gs

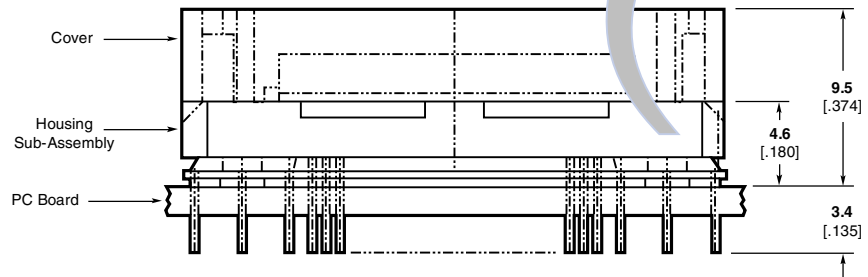
**Temperature Rating** — 25°C to 110°C



#### Insertion Hand Tool



Part Number 822253-4



#### Extraction Tool



Part Number 822254-1

No. of Positions	Part Numbers	
	Housing Sub-Assembly	Cover
144	822114-3	822115-3
160	822114-4	822115-4

#### Packaging Quantities:

Cover shipped separately in antistatic tubes, 14 pcs./tube  
Housing Assembly shipped in antistatic tubes, 14 pcs./tube