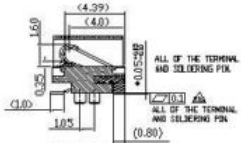
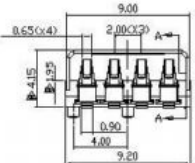
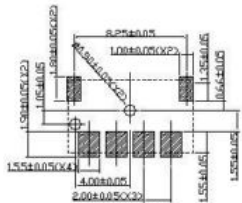
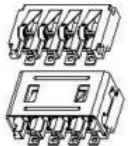


THIS DRAWING AND IDENTIFICATION ARE THE SOLE PROPERTY OF ADVANCED CONNECTION TECHNOLOGY INC. AND SHALL NOT BE REPRODUCED, COPIED, OR USED IN ANY MANNER WITHOUT THE PRIOR WRITTEN CONSENT OF ADVANCED CONNECTION TECHNOLOGY INC. OR ITS APPLICABLE SUBSIDIARIES.

CAD FILE: X90400103a

REV	DESCRIPTION	DATE	BY	CHKD
001	PROTOTYPIC		WILLIAMSON	YOUNG
002	1ST REV		WILLIAMSON	YOUNG
003	2ND REV		WILLIAMSON	YOUNG
004	3RD REV		WILLIAMSON	YOUNG

- ▲ Assembly dn
- Functionality dn
- Control dn



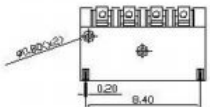
**Notes:**

MATERIAL:

- A. TERMINAL - COPPER ALLOY
- B. HOUSING - HEAT THERMAL PLASTIC  
UL94V-0 GLASS FIBER FILLER
- C. SOLDERING PIN - COPPER ALLOY

FINISH:

- 1. CONTACT - 30µin Pb/Pt PLATED IN CONTACT AREA  
GOLD FLASH ON SOLDER TAILS  
NICKEL UNPLATED OVERALL
- 2. SOLDERING PIN - 150µ" Sn PLATED OVERALL  
NICKEL UNPLATED OVERALL



PROPOSAL ONLY

INTENDED USE		ACT		Advanced Connection Technology Inc.	
GENERAL DIMENSION		SIZE		PART CODE	
XX±0.40	Z±0.26	CONNECTOR BATTERY		Part Code	206/25/24
XX±0.20	XX±0.20	4PIN PITCH 23044		Finish	206/25/24
Part No	Rev	800-04001-03 X03		Quantity	206/25/24
DATE	DATE	NONE		Quantity	206/25/24
DATE	DATE	1 OF 2		NAME	DATE