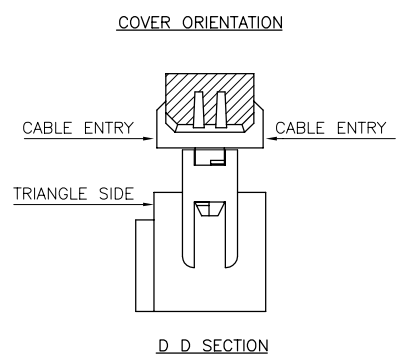
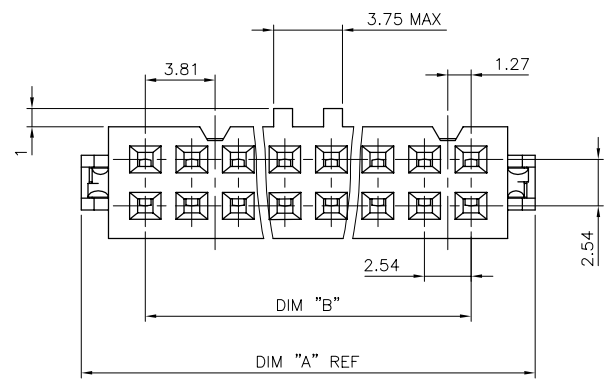


NOTES:

- 1 MATERIAL: BASE AND COVER: 30% GLASS FILLED POLYESTER FLAME RETARDANT PER UL-94-V0 COLOUR GREY STRAIN RELIEF: UNREINFORCED THERMOPLASTIC FLAME RETARDANT PER UL-94-V0 COLOUR GREY CONTACT: PHOSPHOR BRONZE
- 2 PLATING: TIN LEAD OVER 1.27 μm Ni IN CONTACT AREA REMAINDER OF PRODUCT (IDC PART) 1.27 μm Ni
- 3 TRIANGLE NOT MOLDED-IN ON 2x2 AND 2x3 POSITIONS WITH CENTRAL KEY
- 4 THE DASH "L" AT THE END OF THE PART NUMBER TO INDICATE A NEW LATCH DESIGN "COVER LATCH STYLE" IS THE MANUFACTURER'S OPTION. (P/N ENDING WITH OR WITHOUT AN "L"). ORDERS WITH THE "L" DESIGNATION MUST CONTAIN THE NEW LATCH DESIGN.

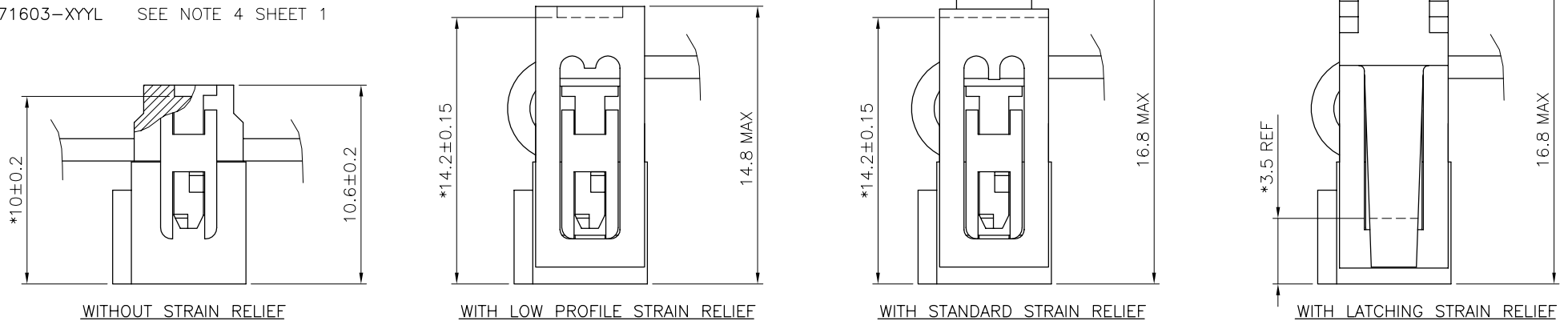


CUSTOMER COPY FOR REFERENCE ONLY

mat'l. code		SEE NOTES		tolerances unless otherwise specified		CUSTOMER COPY				
ltr	ecr no	dr	date	linear		projection				
D	F10876	PNZ	91.09.24				title QUICKIE III FEM TIN PLATED		www.fciconnect.com	
E	F50871	PNZ	95.11.23				product family QKIE FEM		code 213	
F	V11867	DLE	01.07.20	angles			size dwg no		sheet 1 of 2	
G	F10566	DLE	01.10.24	dr	P. NIZZI	95.11.23	mm [inch]	scale 5:1		
H	F03019	DLE	03.01.23	engr	JM PHAMVAN	95.11.23	A2 71603			
				chr	P. NIZZI	95.11.23				
				appd	JM	95.11.23				
sheet index	revision sheet	H	G							
	1		2							

PRODUCT NUMBER	SIZE	DIM "A"	DIM "B"	DIM "C"	DIM "S"	SLOT STYLE
71603-X04	2x 2	9.54	2.54	9.46	5.66	NO SLOT
71603-X06	2x 3	12.08	5.08	12.00	8.20	RIGHT IF NO KEY
71603-X08	2x 4	14.62	7.62	14.54	10.74	RIGHT IF NO KEY
71603-X10	2x 5	17.16	10.16	17.08	13.28	RIGHT SLOT
71603-X14	2x 7	22.24	15.24	22.16	18.36	RIGHT SLOT
71603-X16	2x 8	24.78	17.78	24.70	20.90	2 SLOTS
71603-X18	2x 9	27.32	20.32	27.24	23.44	2 SLOTS
71603-X20	2x 10	29.86	22.86	29.78	25.98	2 SLOTS
71603-X24	2x 12	34.94	27.94	34.85	31.06	2 SLOTS
71603-X26	2x 13	37.48	30.48	37.40	33.60	2 SLOTS
71603-X30	2x 15	42.56	35.56	42.48	38.68	2 SLOTS
71603-X34	2x 17	47.64	40.64	47.56	43.76	2 SLOTS
71603-X40	2x 20	55.26	48.26	55.18	51.38	2 SLOTS
71603-X44	2x 22	60.34	53.34	60.26	56.46	2 SLOTS
71603-X50	2x 25	67.96	60.96	67.88	64.08	2 SLOTS
71603-X60	2x 30	80.66	73.66	80.58	76.78	2 SLOTS
71603-X64	2x 32	85.74	78.74	85.66	81.86	2 SLOTS

71603-YYL SEE NOTE 4 SHEET 1



AFTER TERMINATIO NSIDE VIEW OF ASSEMBLY (* LATCHING DIM ON HEADER)

71603-7YY		●				●	724
71603-6YY	●					●	624
71603-5YY		●			●		504 524 530
71603-4YY		●		●			
71603-3YY		●	●				304
71603-2YY	●				●		204 224 230
71603-1YY	●				●		
71603-0YY	●		●				004
PRODUCT NUMBER	WITH CENTRAL KEY	WITHOUT CENTRAL KEY	STANDARD STRAIN RELIEF	WITHOUT STRAIN RELIEF	LOW PROFILE STRAIN RELIEF	LATCHING STRAIN RELIEF	DASHES NOT AVAILABLE

mat'l. code		tolerances unless otherwise specified		CUSTOMER COPY		FCI ELECTRONICS	
ltr	ec'n no	dr	date	linear	projection	title	www.fciconnect.com
D	F10876	PVA	91.09.24			QUICKIE III FEM	
E	F50871	PNZ	95.11.23			TIN PLATED	
F	F10566	DLE	01.10.24	angles			
G	F03019	DLE	03.01.23	dr	O.MATHEVON	95.08.04	code
				enr	JM PHAMVAN	95.11.23	213
				chr	P. NIZZI	95.11.23	sheet
				appd	JM P	95.11.23	2 of --
sheet index	revision sheet						