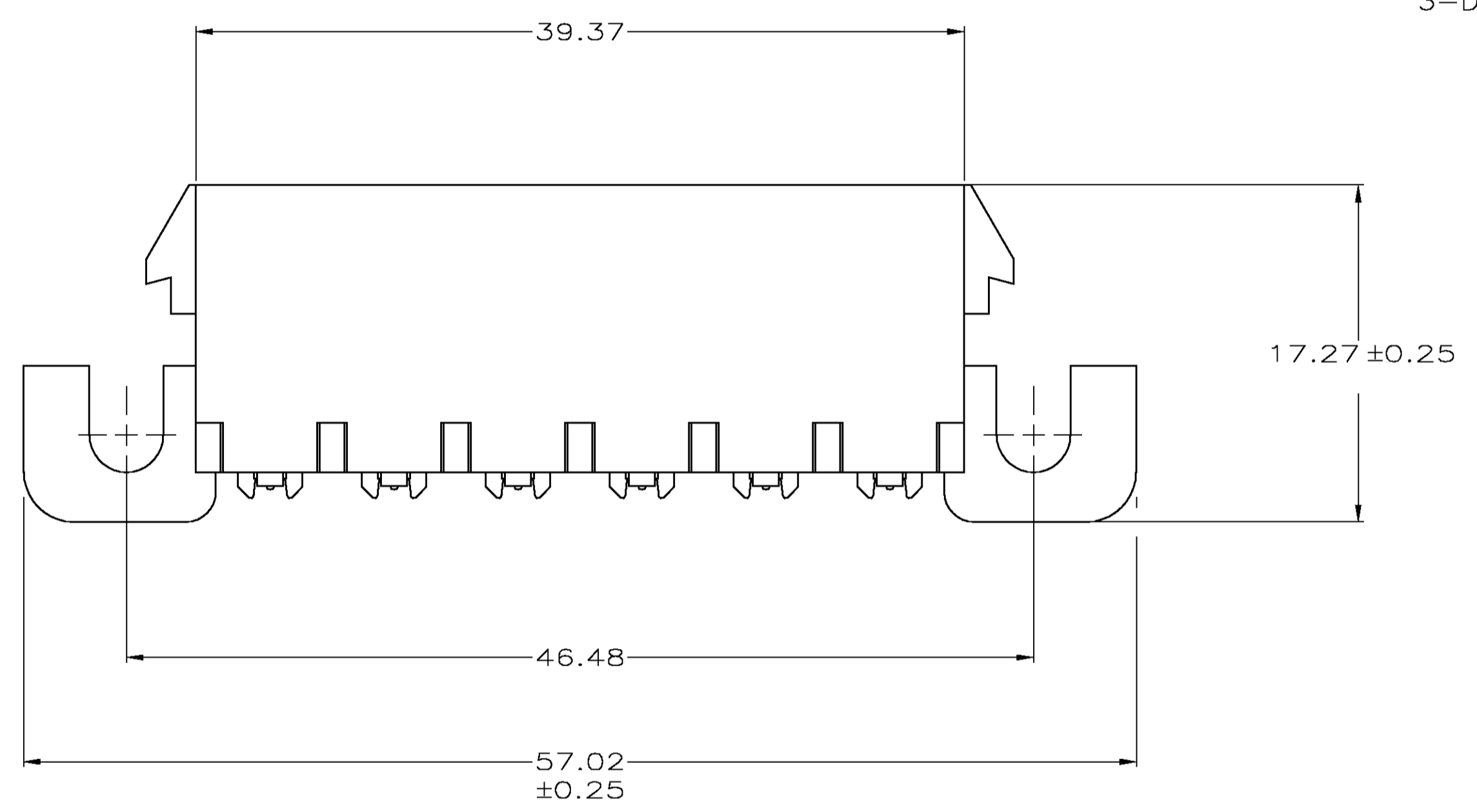
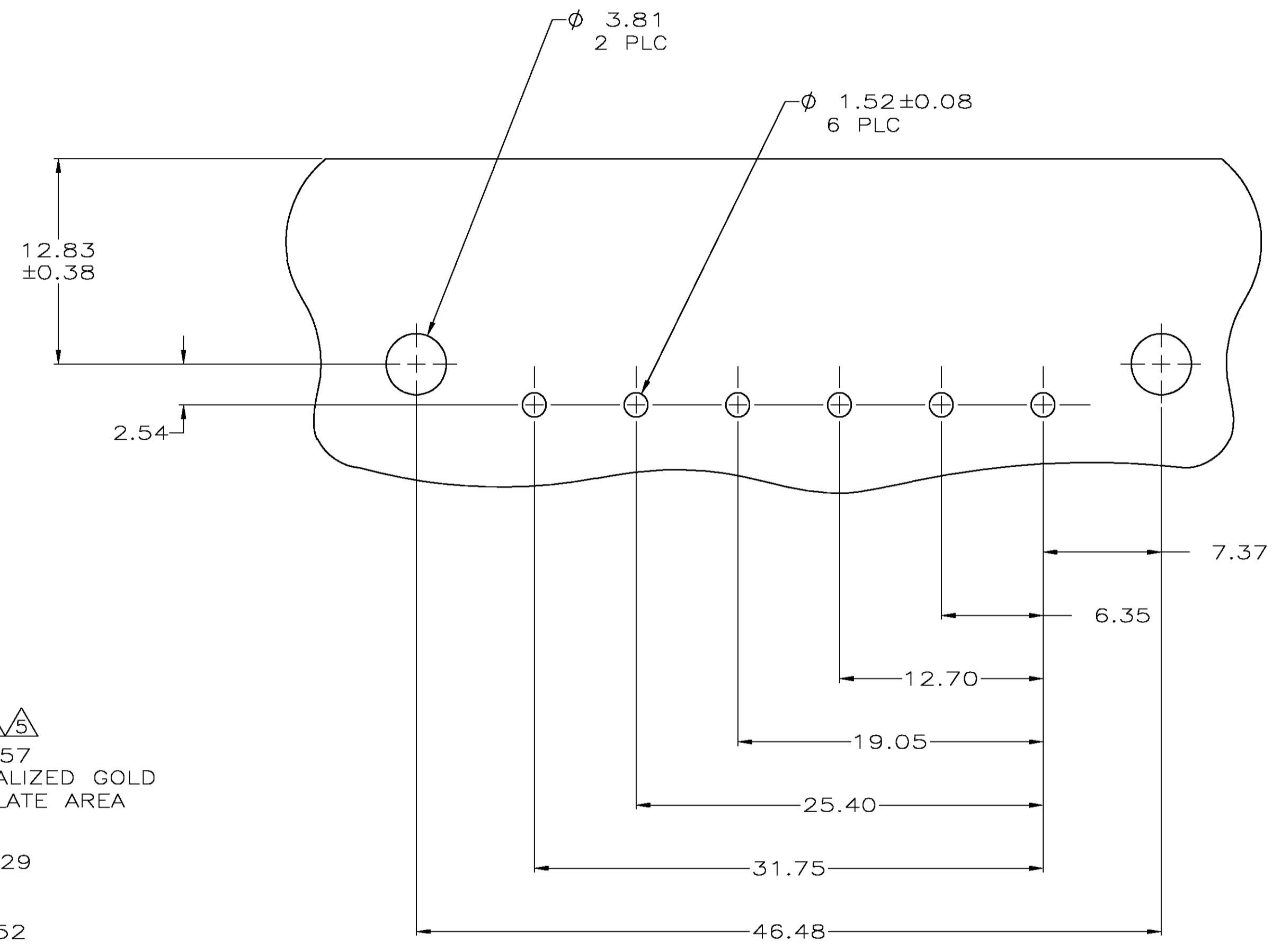


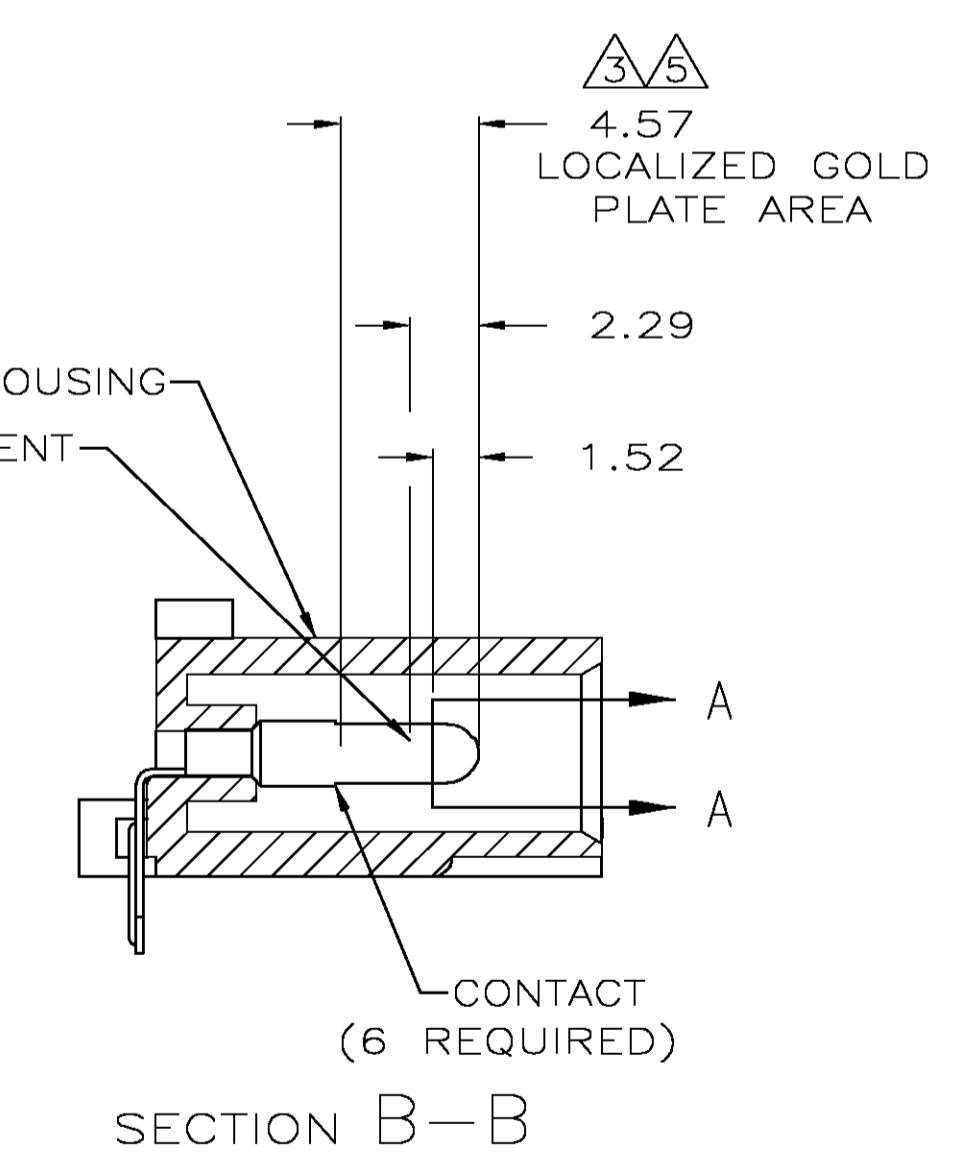
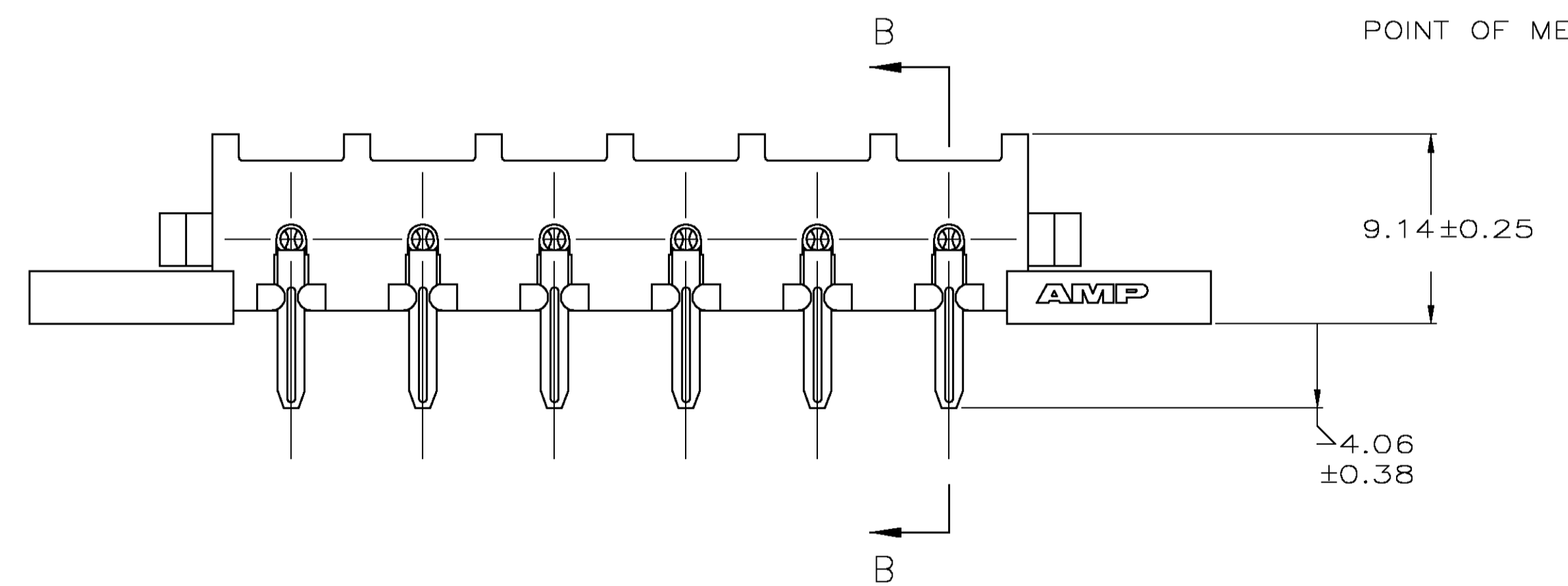
- PARTS COMPLY WITH AMP SOLDERABILITY SPECIFICATION 109-11-5.
- CIRCUIT IDENTIFICATION CHARACTERS ARE ADJACENT TO THE INDICATED CAVITIES, BUT LOCATION AND ORIENTATION MAY DIFFER FROM PRINT.
- CONTACT IS PLATED OVERALL WITH 0.00127 MIN NICKEL, THEN 0.00076 GOLD OVER CONTACT LENGTH INDICATED AND MATTE TIN LEAD FINISH ON SOLDER TAIL END.
- OPTIONAL CONSTRUCTION MAY DELETE THIS RIB.
- CONTACT IS PLATED OVERALL WITH 0.00127 MIN NICKEL, THEN 0.00076 GOLD OVER CONTACT LENGTH INDICATED AND MATTE TIN FINISH ON SOLDER TAIL END.



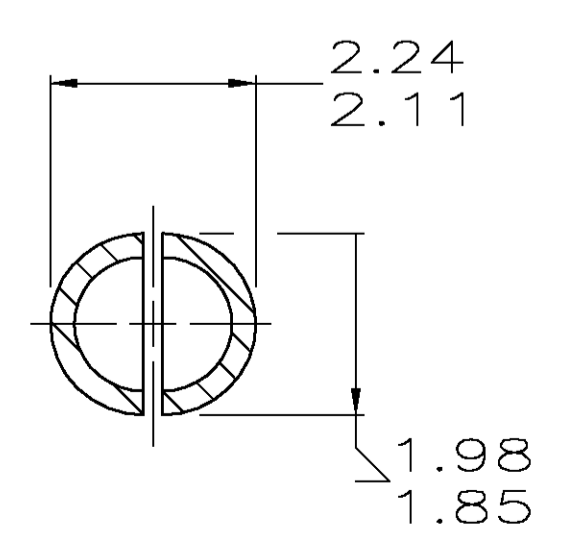
3-DIMENSIONAL MODEL NTS



RECOMMENDED MOUNTING HOLE PATTERN FOR 1.57 THICK P.C. BOARD



SECTION B-B



SECTION A-A SCALE 10:1

1.98	.078	9.14	.360	-	-
1.85	.073	7.37	.290	57.02	2.245
1.57	.062	6.35	.250	46.48	1.830
1.52	.060	4.57	.180	39.37	1.550
0.38	.015	4.06	.160	31.75	1.250
0.25	.010	3.81	.150	25.40	1.000
0.13	.005	2.54	.100	19.05	.750
0.08	.003	2.29	.090	17.27	.680
0.00127	0.00050	2.24	.088	12.83	.505
0.00076	0.00030	2.11	.083	12.70	.500
MM	IN	MM	IN	MM	IN

CONVERSION TABLE

PH BRZ GOLD Δ	NYLON, UL94V-0	640583-3
PH BRZ GOLD Δ	NYLON, UL94V-0	640583-2
PH BRZ TIN	NYLON, UL94V-0	640583-1
CONTACT	HOUSING	PART NO

THIS DRAWING IS A CONTROLLED DOCUMENT.		DWN K. WHITAKER 22FEB2005		Tyco Electronics Corporation Greensboro, NC 27409	
DIMENSIONS: mm		CHK S. RIDGILL 22FEB2005		NAME S. RIDGILL 22FEB2005	PIN HEADER ASSEMBLY, RIGHT ANGLE MOUNT, 6 POSITION, UNIVERSAL MATE-N-LOK™
TOLERANCES UNLESS OTHERWISE SPECIFIED:		APPLICATION SPEC		SIZE A1	CAGE CODE 640583
MATERIAL SEE TABLE		FINISH SEE TABLE		WEIGHT	RESTRICTED TO
CUSTOMER DRAWING		SCALE 4:1		SHEET 1 OF 1	REV J

METRIC