THIS DRAWING IS UNPUBLISHED. RELEASED FOR PUBLICATION
© COPYRIGHT 2005 BY TYCO ELECTRONICS CORPORATION. ALL RIGHTS RESERVED.

LOC	DIST
AD	00

REVISIONS

P	LTR	DESCRIPTION	DATE	DWN	APVD
	AA2	REVISED PER ECO-08-009162	17APR08	DH	AS

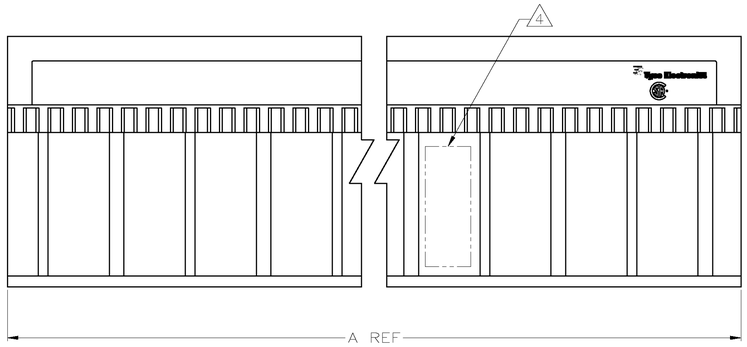

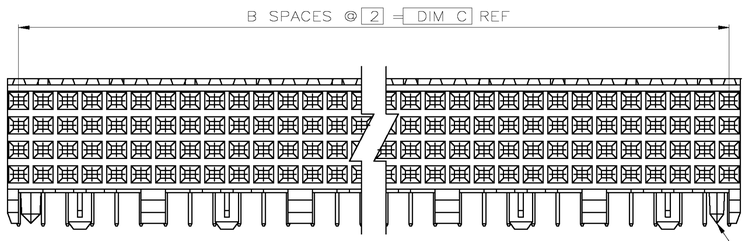

SEE TABLE

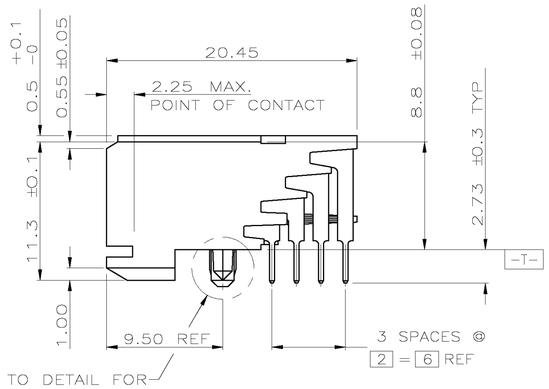

REFER TO DETAIL FOR COLD HOLD CONFIGURATION

1. HOUSING MATERIAL: LIQUID CRYSTAL POLYMER
   COLOR: NATURAL.
2. CONTACT MATERIAL: PHOSPHOR-BRONZE.
3. CONTACT FINISH:
   UNDERPLATE (ENTIRE CONTACT) –
   0.00127 MIN. NICKEL
   ON MATING SURFACES–
   CONFORMS TO ALL TESTING SPECIFIED FOR TELCORDIA
   UNCONTROLLED ENVIRONMENT
   ON LEADS–
   0.00381 MIN. TIN-LEAD, OVER UNDERPLATE
   LUBRICATION (ENTIRE CONTACT)
   SURFACE CONDITIONER PER AMP SPEC. 112-1002 AFTER PLATING.
4. PART MARKING PER AMP INCORPORATED SPECIFICATION 115-9009, LOCATED APPROXIMATELY AS SHOWN.

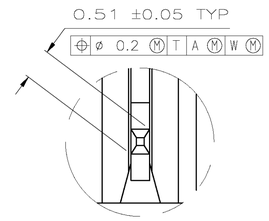

DETAIL Z
SCALE 20:1

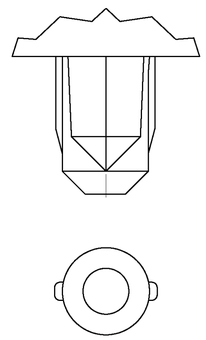

TYPICAL COLD HOLD FOR ALL ASSEMBLIES

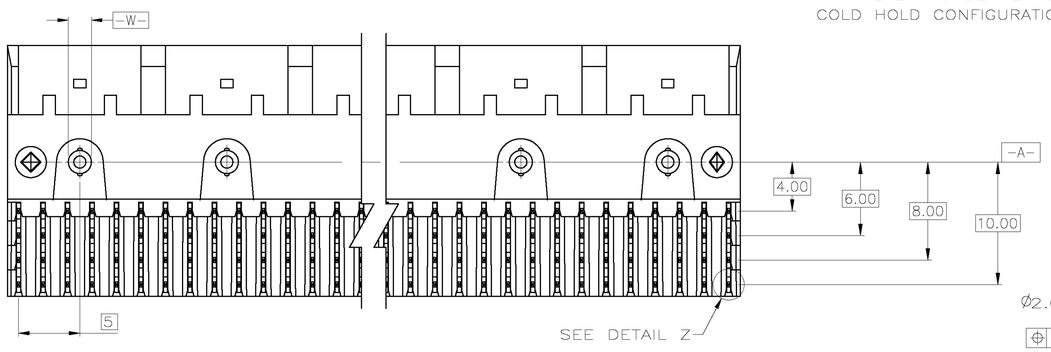

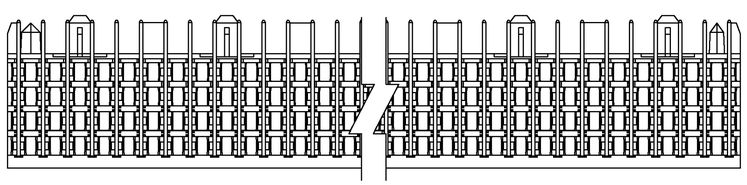

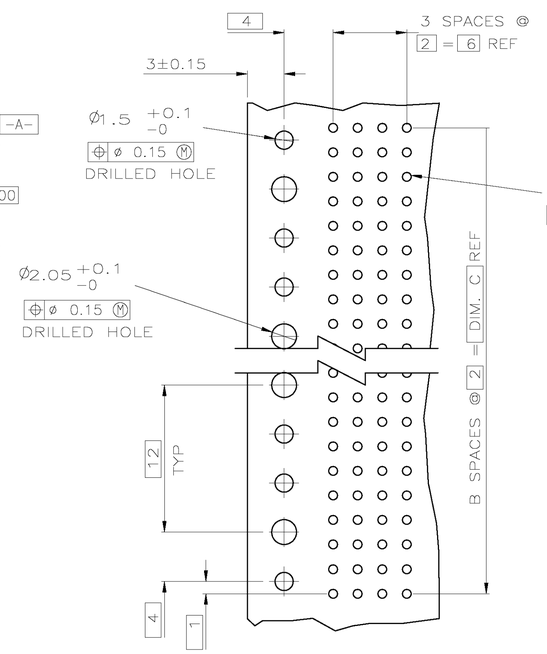

RECOMMENDED CIRCUIT PATTERN
PER IPC-D300 TYPE II, CLASS C
(COMPONENT SIDE)

	POSITIONING PEGS	C	B	A	FINISH	NO OF POSN	PART NUMBER
	NO	34	17	35.88	3	72	1-536507-1
OBSOLETE	NO	130	65	131.88	3	264	1-536507-0
	NO	106	53	107.88	3	216	536507-9
	NO	118	59	119.88	3	240	536507-8
	NO	70	35	71.88	3	144	536507-7
	NO	58	29	59.88	3	120	536507-6
OBSOLETE	NO	82	41	83.88	3	168	536507-5
	NO	94	47	95.88	3	192	536507-4
	NO	46	23	47.88	3	96	536507-3
	NO	22	11	23.88	3	48	536507-2
	YES	10	5	11.88	3	24	536507-1

THIS DRAWING IS A CONTROLLED DOCUMENT.

DIMENSIONS: mm

TOLERANCES UNLESS OTHERWISE SPECIFIED:
0 PLC ± –
1 PLC ± –
2 PLC ± .13
3 PLC ± –
4 PLC ± –
ANGLES ± –

MATERIAL 1 2
FINISH 3

DWN D.R.BENDER / BG 08/06/92
CHK S.HEADER 01/26/93
APVD D. PEOPLES 01/26/93
PRODUCT SPEC —
APPLICATION SPEC —
WEIGHT —

Tyco Electronics
Tyco Electronics Corporation
Harrisburg, PA 17105-3608

NAME
RECEPTACLE ASSEMBLY, SIGNAL MODULE, Z-PACK 2mm FB, 4 ROW, 2.73mm LEAD LENGTH

SIZE	CAGE CODE	DRAWING NO	RESTRICTED TO
A1	00779	C-536507	—

CUSTOMER DRAWING SCALE 4:1 SHEET 1 OF 1 REV AA2