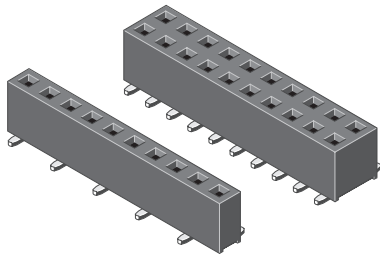


Female Header SMD 2,00 mm

Series

422



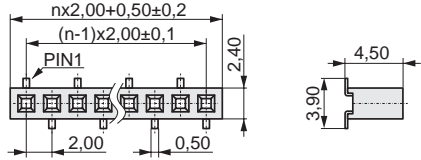
Rated current	1,5 A
Rated voltage	150 V _{RMS} / V _{DC}
Withstand voltage	500 V _{RMS} for one minute
Material contact	Phosphor bronze
Material insulator	High temp. thermoplast UL94V-0
Operating temperature	-40°C to +105°C
Max. processing temper.	260°C for 10 seconds

pitch	2,00
termination	
mating pin size	<input type="checkbox"/> 0,50
max. pincount	030/060/080

All dimensions in mm.

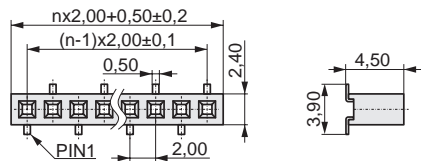
Variation

Layout A

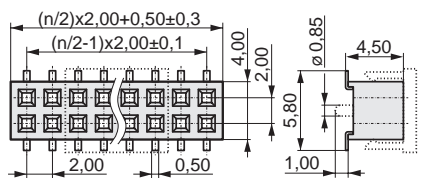


1

Layout B

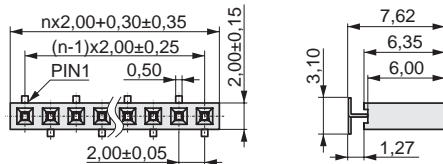


2



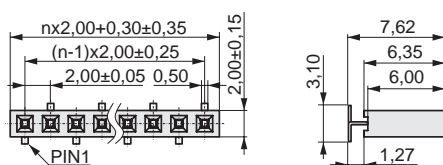
3

Layout A

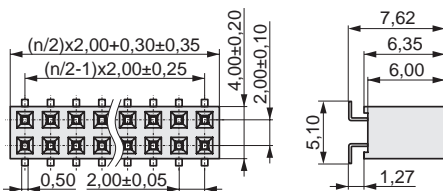


4

Layout B

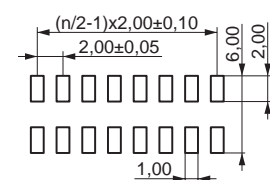
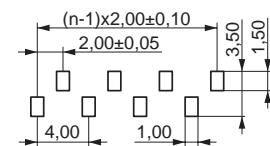
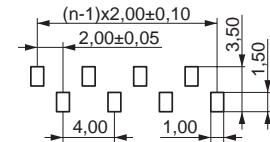
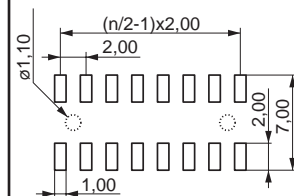
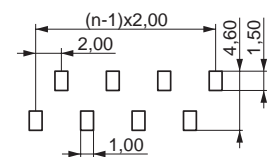
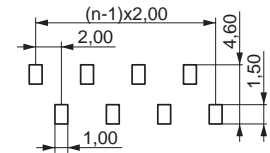


5



6

PCB Layout



Positioning peg: 0 = Without peg, 1 = With peg
 Plating: T = Sn, F = Au
 Packaging: R = Reel, T = Tube

* No. of contacts:
 Variation 1 = 002 - 040 Variation 4 = 002 - 030
 Variation 2 = 002 - 040 Variation 5 = 002 - 030
 Variation 3 = 004 - 080 Variation 6 = 004 - 060

Cap: 0 = Without cap, 1 = With cap

Variation (1,2,3,...)

No. of contacts * (002,... - 080)

Positioning peg (0,1)

Plating contact (T,F)

Packaging (R,T)

Cap (0,1)



www.mpe-connector.de

Order code:

4 2 2 - ? - ? ? ? - ? - ? ? X - K ? ?

Mating series	150	152	151	337	332	333	155
see page	3-25	3-26	3-27	3-28	3-29	3-30	3-33

MPE-Garry GmbH • Schafflerstraße 13 • 87629 Füssen • Germany • Phone: +49 (0) 83 62 / 91 56-0 • Fax: +49 (0) 83 62 / 91 56-500 • Email: vk@mpe-connector.de • www.mpe-connector.de