No. 420 SM

Dimensions (mm)

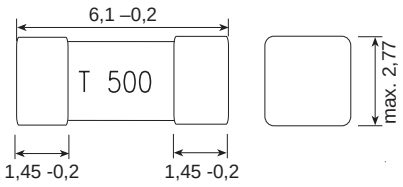

Pad Layout

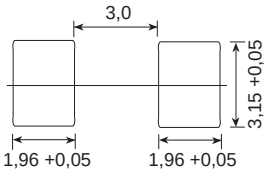

UL 248-14, 125 V, T

Time-Current Characteristic
Time Lag (T)

Standard
UL 248-14
CSA C22.2 No. 248.14

Approvals
cULus Recognized

Features

Heat resistant ceramic housing
For line or low voltage applications
Low voltage drop
Internationally approved
High pulse resistance
Also available as holder system 425 with mounted fuse 420
CCCexemption for China Import

WebLinks

Further infos see:
www.wickmanngroup.com

Further application infos see Fuseology:
www.wickmanngroup.com/download/fuseology.pdf

Specifications

Packaging
000: Blister tape 18 cm reel (1000 pcs.)
001: Blister tape 33 cm reel (5000 pcs.)
Tape width 12 mm

Materials
Housing: Ceramic
Element: Wire
Terminals: Copper alloy, silver plated

Operating Temperature
-55 °C to +125 °C (consider de-rating)

Climatic Category
-55 °C/+125 °C/21 days (IEC 60068-1,-2-1,-2-2,-2-78)

Stock Conditions
+10°C to +60°C
relative humidity ≤ 75 % yearly average, without dew, maximum value for 30 days-95 %

Vibration Resistance
24 cycles at 15 min each (IEC 60068-2-6)
10 - 60 Hz at 0.75 mm amplitude
60 - 2000 Hz at 10 g acceleration

Solderability
235 °C, 3 s (IEC 60068-2-58)

Soldering Heat Resistance
260 °C, 10 s (IEC 60068-2-58)

Minimum Cross Section, Copper
Conducting path - 0.175 mm^2
Thickness - 0.035 mm

Mounting
Avoid circuit traces below the fuse

Marking
T, Current Rating

Unit Weight
0.23g (approx.)

Limits for Pre-arcing Time	
Rated Current	2.0 x I_N
500 mA ... 5.00 A	1 s ... 60 s

c UL us

CCCe

Permissible continuous operating current is ≤ 70% at ambient temperature of 23°C (73.4°F).

Rated Current	Amp code	Voltage Rating	Breaking Capacity	Voltage Drop 1.0 x I_N typ. (mV)	Power Dissipation 1.0 x I_N typ. (mW)	Melting Integral 10 x I_N min. (A^2s)	Melting Integral 10 x I_N typ.	Approvals cURus	Approvals CCCe
500mA	0500	125V	50 A / 125 V AC 50-60Hz cos φ = 1.0 50 A / 80 V DC	430	230	0.22	0.29	•	•
750mA	0750	125V		300	270	0.75	1.0	•	•
1.00A	1100	125V		270	435	1.60	2.2	•	•
1.50A	1150	125V		150	270	3.20	5.0	•	•
2.00A	1200	125V		165	380	5.50	6.8	•	•
2.50A	1250	125V		130	400	8.50	11.0	•	•
3.00A	1300	125V	35 A / 125 V AC 50-60 Hz; cos φ = 1.0 50 A / 80 V DC	125	450	11.0	14.5	•	•
3.50A	1350	125V		112	512	21.0	28.0	•	•
4.00A	1400	125V		110	560	30.0	40.0	•	•
5.00A	1500	125V		100	620	50.0	74.0	•	•

Order Information

Qty.	Order-Number	Series	Amp Code	Packaging
		420		

Specifications are subject to change without notice

WebSite www.wickmanngroup.com
Europe Tel: +49 2302 662-107 E-mail: sales@wickmann.com
Americas Tel: +1 404 699-7820 E-mail: service@wickmannusa.com
Asia Tel: +852 26 14-1108 E-mail: sales@wickmann.com.hk
China Tel: +86 21 6432 5146 E-mail: sales@wickmann.cn

No. 420

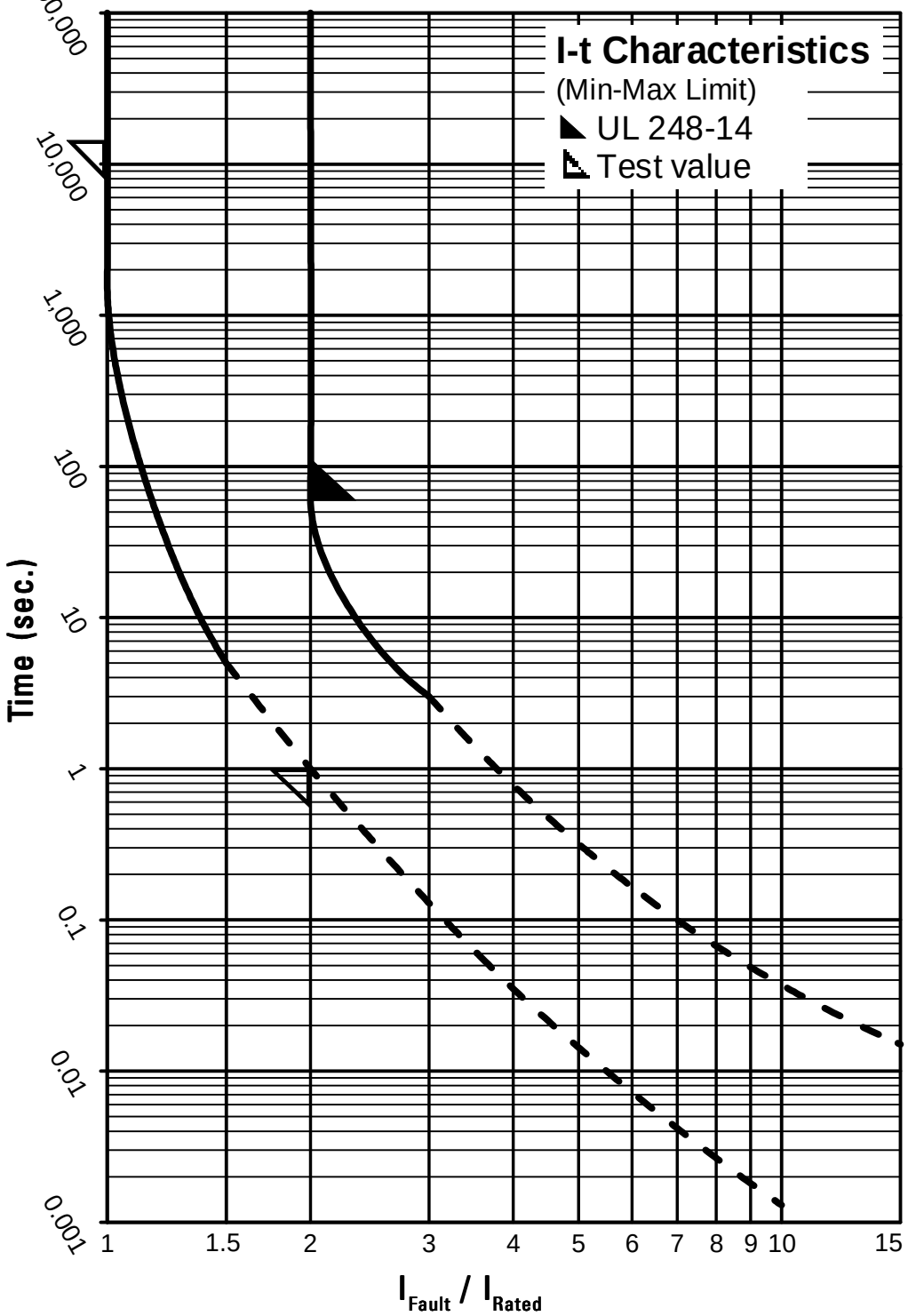

Contact WICKMANN for individual I-t curves