SANYO

No.429D

2SC1755,1756,1757

NPN Triple Diffused Planar Silicon Transistors
FOR CHROMA OUTPUT & AF OUTPUT OF COLOR TV
FOR VIDEO OUTPUT & AF OUTPUT OF B/W TV

These 2SC1755,1756,1757 are different only from their packages.

Absolute Maximum Ratings at Ta=25°C

				unit
Collector to Base Voltage	V_{CBO}		300	V
Collector to Emitter Voltage	V_{CEO}		300	V
Emitter to Base Voltage	V_{EBO}		7	V
Collector Current	I_C		200	mA
Peak Collector Current	i_{cp}		700	mA
Collector Dissipation	P_C		1.2	W
	P_C	Tc=25°C	15	W
Junction Temperature	Tj		150	°C
Storage Temperature	Tstg		-40 to +150	°C

Electrical Characteristics at Ta=25°C

			min	typ	max	unit
Collector Cutoff Current	I_{CBO}	V_{CB}=200V, I_E=0			0.1	uA
Emitter Cutoff Current	I_{EBO}	V_{EB}=5V, I_C=0			0.1	uA
DC Current Gain	h_{FE}	V_{CE}=10V, I_C=10mA	40*		200*	
Gain Bandwidth Product	f_T	V_{CE}=30V, I_C=10mA	50			MHz
Output Capacitance	C_{ob}	V_{CB}=50V, f=1MHz			5.3	pF
C-E Saturation Voltage	$V_{CE(sat)}$	I_C=50mA, I_B=5mA			2.0	V

* The 2SC1755,1756, 1757 are classified as follows.

40 C 80	60 D 120	100 E 200

Case Outline 2010A (unit:mm) 2SC1755

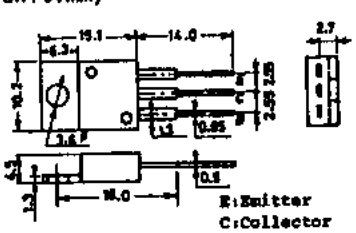

E:Emitter
C:Collector
B:Base

JEDEC: TO-220AB
EIAJ : SC-46

Case Outline 2013 (unit:mm) 2SC1756

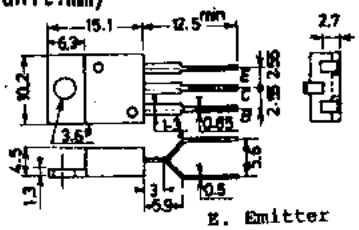

JEDEC. TO-220
E. Emitter
C. Collector
B. Base

Case Outline 2012 (unit:mm) 2SC1757

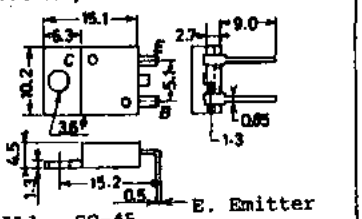

EIAJ. SC-45
JEDEC. TO-220AA
E. Emitter
C. Collector
B. Base

These specifications are subject to change without notice.

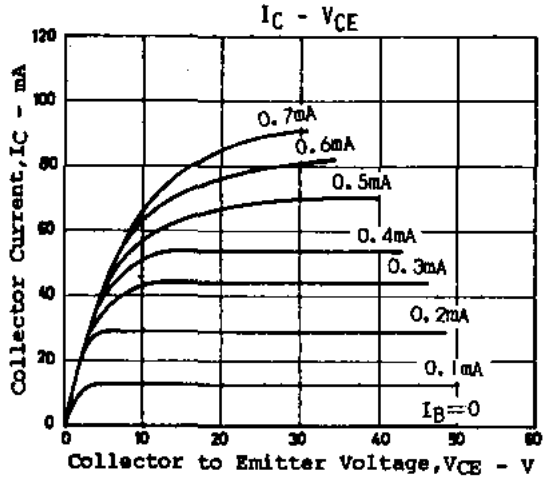

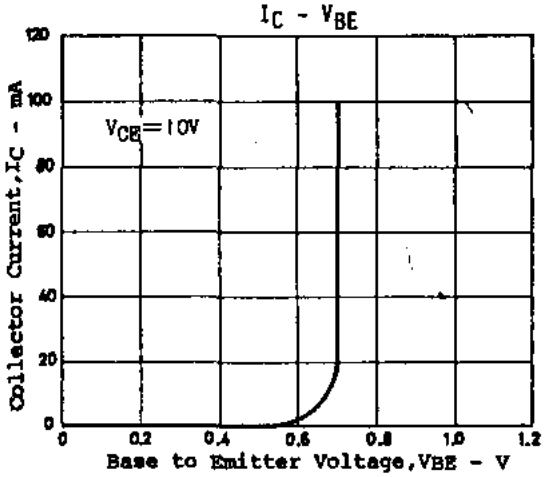

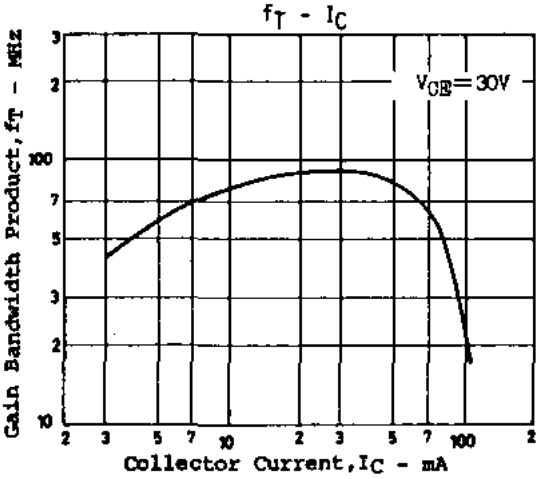

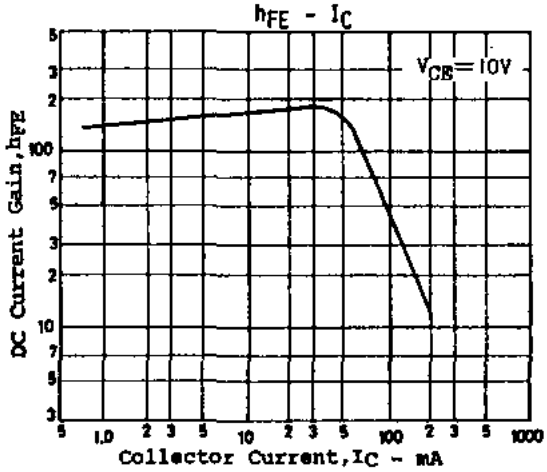

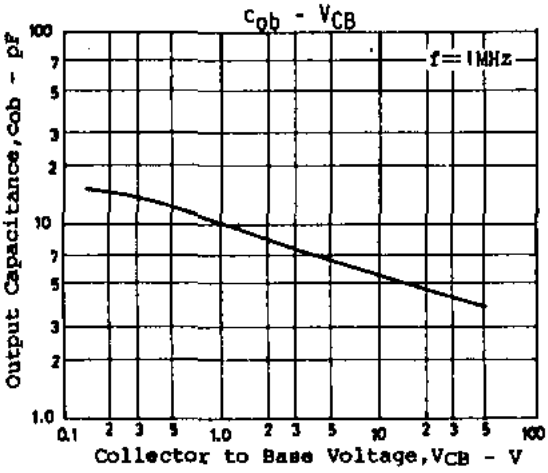

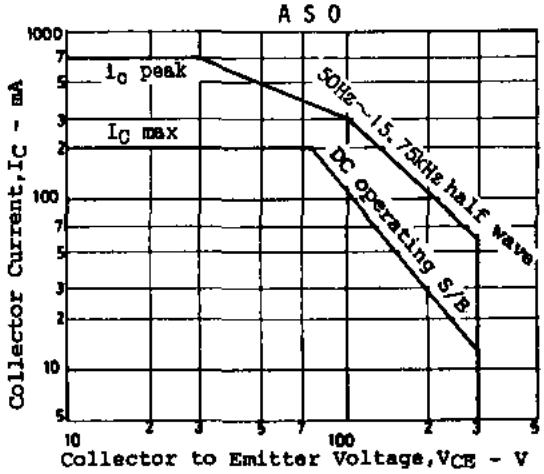

Information furnished by SANYO is believed to be accurate and reliable. However, no responsibility is assumed by SANYO for its use; nor for any infringements of patents or other rights of third parties which may result from its use, and no license is granted by implication or otherwise under any patent or patent rights of SANYO.