

# DATA SHEET

# NEC

# SILICON TRANSISTOR 2SC1623

## AUDIO FREQUENCY GENERAL PURPOSE AMPLIFIER NPN SILICON EPITAXIAL TRANSISTOR MINI MOLD

### FEATURES

- High DC Current Gain:  $h_{FE} = 200$  TYP.  
( $V_{CE} = 6.0$  V,  $I_C = 1.0$  mA)
- High Voltage:  $V_{CEO} = 50$  V

### ABSOLUTE MAXIMUM RATINGS

Maximum Voltages and Current ( $T_A = 25$  °C)

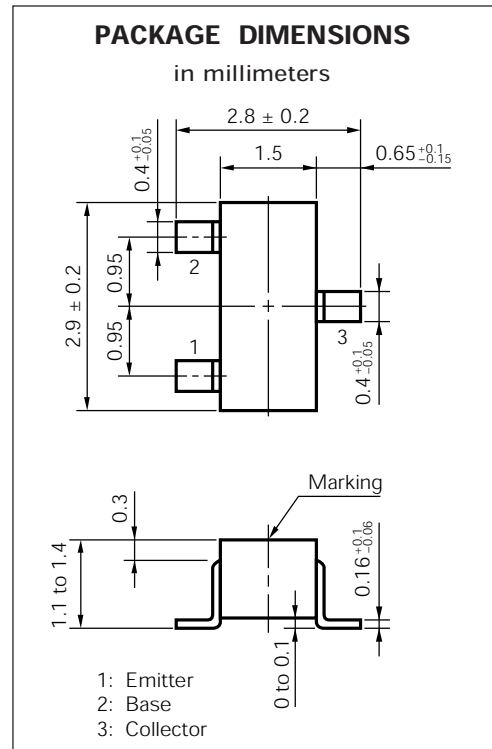
Collector to Base Voltage	$V_{CBO}$	60	V
Collector to Emitter Voltage	$V_{CEO}$	50	V
Emitter to Base Voltage	$V_{EBO}$	5.0	V
Collector Current (DC)	$I_C$	100	mA

Maximum Power Dissipation

Total Power Dissipation at 25 °C Ambient Temperature	$P_T$	200	mW
---	-------	-----	----

Maximum Temperatures

Junction Temperature	$T_j$	150	°C
Storage Temperature Range	$T_{stg}$	-55 to +150	°C



### ELECTRICAL CHARACTERISTICS ( $T_A = 25$ °C)

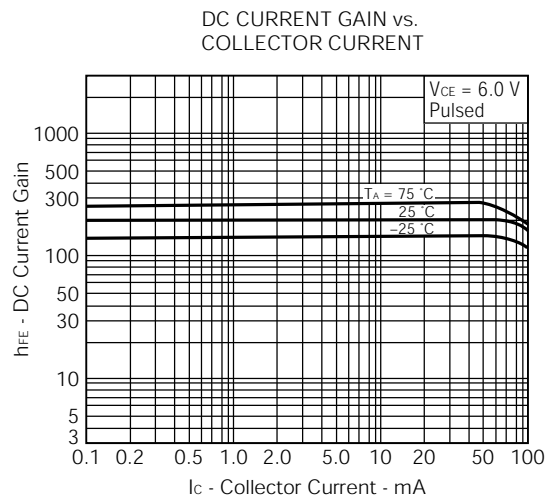
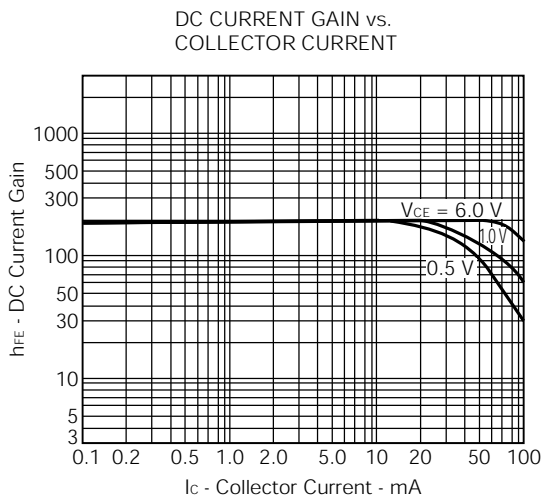
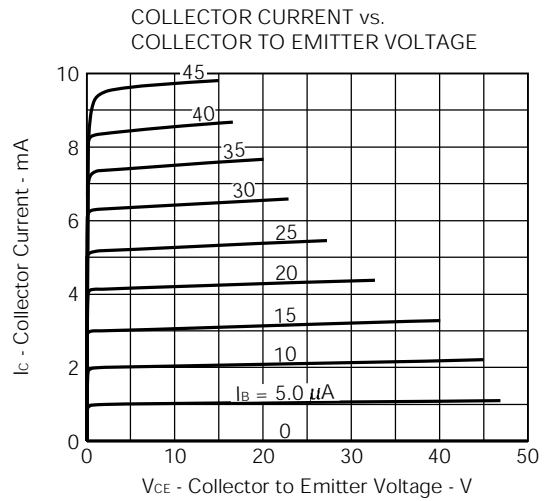
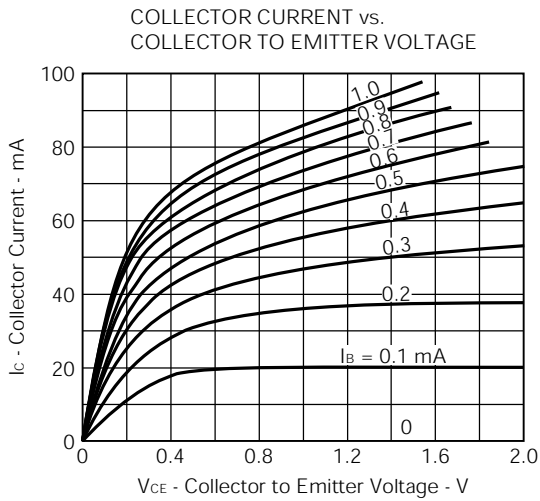
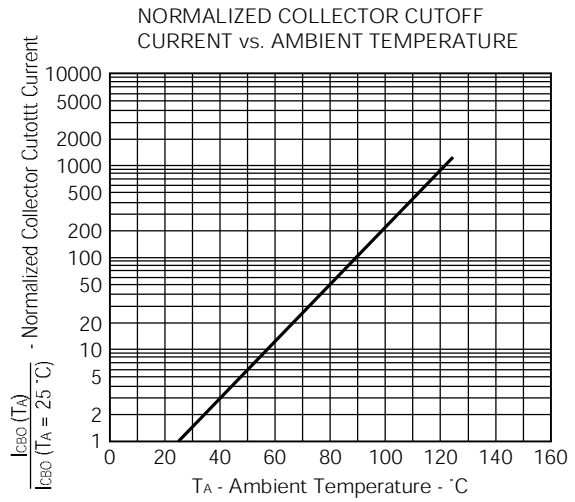
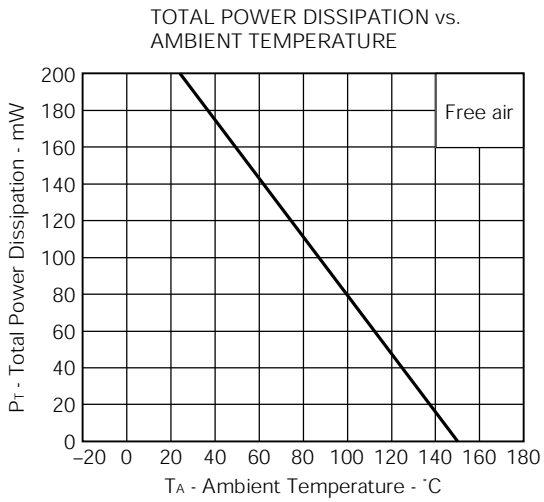
CHARACTERISTIC	SYMBOL	MIN.	TYP.	MAX.	UNIT	TEST CONDITIONS
Collector Cutoff Current	$I_{CBO}$			0.1	$\mu A$	$V_{CB} = 60$ V, $I_E = 0$
Emitter Cutoff Current	$I_{EBO}$			0.1	$\mu A$	$V_{EB} = 5.0$ V, $I_C = 0$
DC Current Gain	$h_{FE}$	90	200	600		$V_{CE} = 6.0$ V, $I_C = 1.0$ mA*
Collector Saturation Voltage	$V_{CE(sat)}$		0.15	0.3	V	$I_C = 100$ mA, $I_B = 10$ mA*
Base to Saturation Voltage	$V_{BE(sat)}$		0.86	1.0	V	$I_C = 100$ mA, $I_B = 10$ mA*
Base Emitter Voltage	$V_{BE}$	0.55	0.62	0.65	V	$V_{CE} = 6.0$ V, $I_C = 1.0$ mA*
Gain Bandwidth Product	$f_r$		250		MHz	$V_{CE} = 6.0$ V, $I_E = -10$ mA
Output Capacitance	$C_{ob}$		3.0		pF	$V_{CB} = 6.0$ V, $I_E = 0$ , $f = 1.0$ MHz

\* Pulsed:  $PW \leq 350$   $\mu s$ , Duty Cycle  $\leq 2$  %

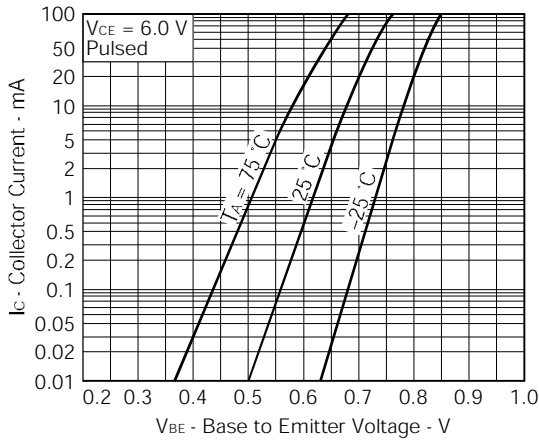
### $h_{FE}$ Classification

Marking	L4	L5	L6	L7
$h_{FE}$	90 to 180	135 to 270	200 to 400	300 to 600

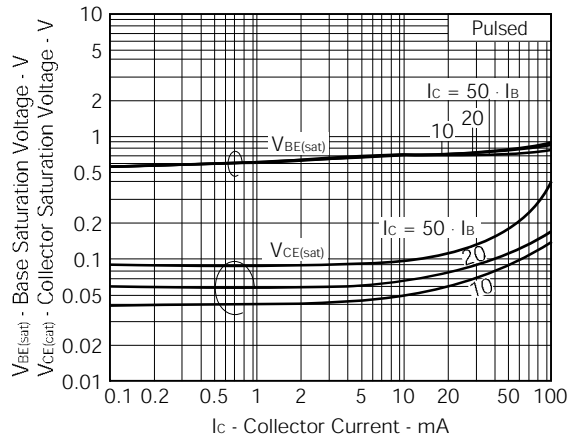
TYPICAL CHARACTERISTICS (T<sub>A</sub> = 25 °C)



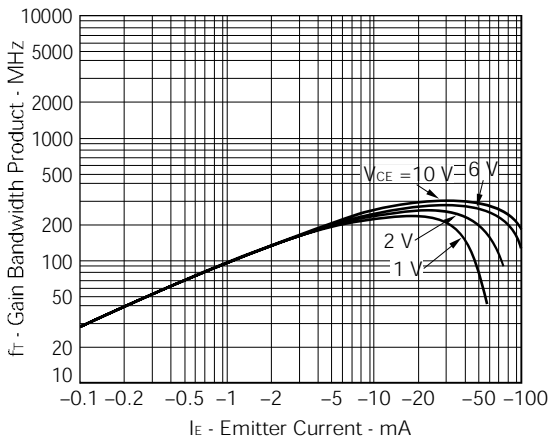
COLLECTOR CURRENT vs. BASE TO EMITTER VOLTAGE



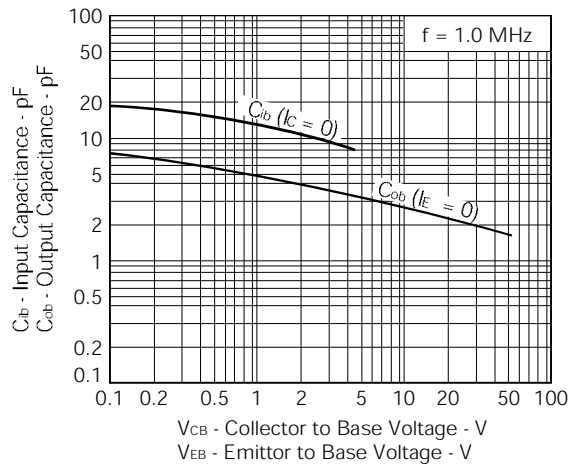
COLLECTOR AND BASE SATURATION VOLTAGE vs. COLLECTOR CURRENT



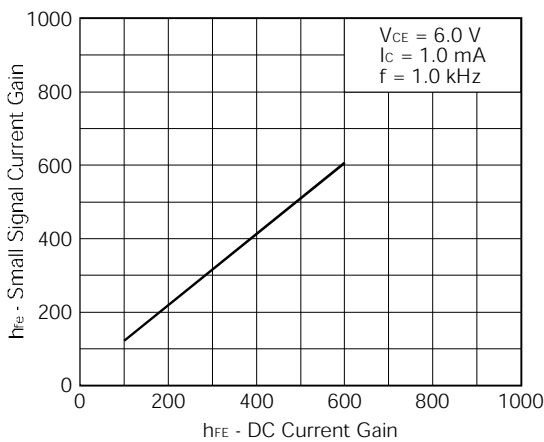
GAIN BANDWIDTH PRODUCT vs. EMITTER CURRENT



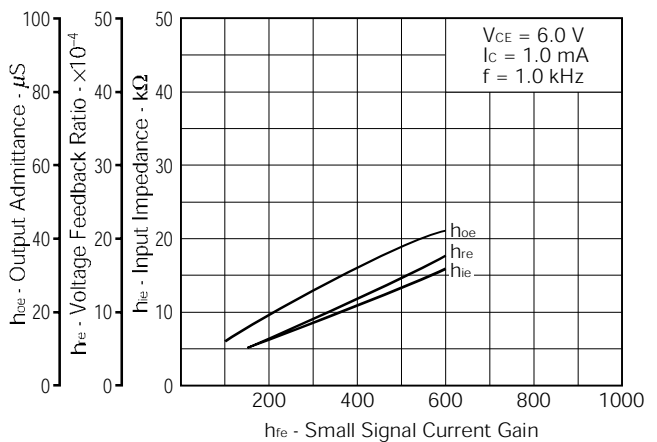
INPUT AND OUTPUT CAPACITANCE vs. REVERSE VOLTAGE



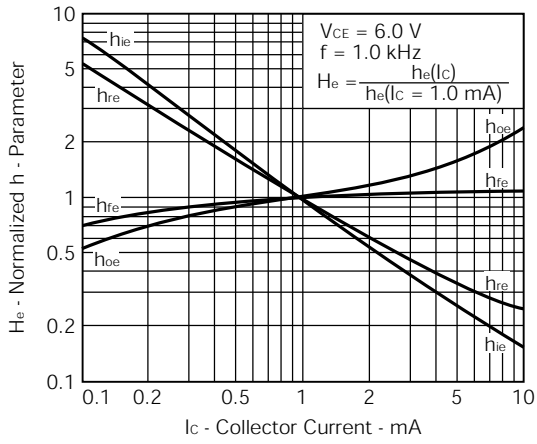
SMALL SIGNAL CURRENT GAIN vs. DC CURRENT GAIN



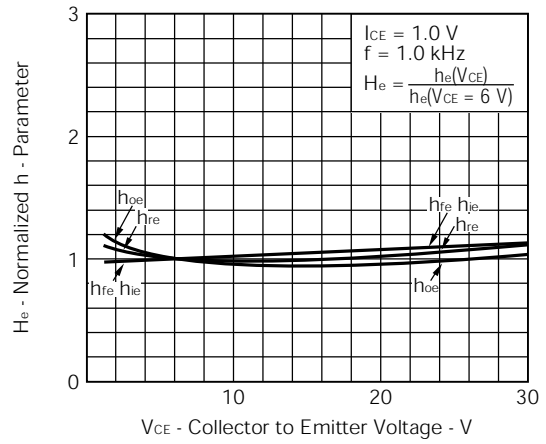
INPUT IMPEDANCE VOLTAGE FEEDBACK RATIO AND OUTPUT ADMITTANCE vs. SMALL SIGNAL CURRENT GAIN



NORMALIZED h-PARAMETER vs. COLLECTOR CURRENT



NORMALIZED h-PARAMETER vs. COLLECTOR TO EMITTER VOLTAGE



[MEMO]

**[MEMO]**

No part of this document may be copied or reproduced in any form or by any means without the prior written consent of NEC Corporation. NEC Corporation assumes no responsibility for any errors which may appear in this document.

NEC Corporation does not assume any liability for infringement of patents, copyrights or other intellectual property rights of third parties by or arising from use of a device described herein or any other liability arising from use of such device. No license, either express, implied or otherwise, is granted under any patents, copyrights or other intellectual property rights of NEC Corporation or others.

While NEC Corporation has been making continuous effort to enhance the reliability of its semiconductor devices, the possibility of defects cannot be eliminated entirely. To minimize risks of damage or injury to persons or property arising from a defect in an NEC semiconductor device, customer must incorporate sufficient safety measures in its design, such as redundancy, fire-containment, and anti-failure features.

NEC devices are classified into the following three quality grades:

"Standard", "Special", and "Specific". The Specific quality grade applies only to devices developed based on a customer designated "quality assurance program" for a specific application. The recommended applications of a device depend on its quality grade, as indicated below. Customers must check the quality grade of each device before using it in a particular application.

Standard: Computers, office equipment, communications equipment, test and measurement equipment, audio and visual equipment, home electronic appliances, machine tools, personal electronic equipment and industrial robots

Special: Transportation equipment (automobiles, trains, ships, etc.), traffic control systems, anti-disaster systems, anti-crime systems, safety equipment and medical equipment (not specifically designed for life support)

Specific: Aircrafts, aerospace equipment, submersible repeaters, nuclear reactor control systems, life support systems or medical equipment for life support, etc.

The quality grade of NEC devices in "Standard" unless otherwise specified in NEC's Data Sheets or Data Books. If customers intend to use NEC devices for applications other than those specified for Standard quality grade, they should contact NEC Sales Representative in advance.

Anti-radioactive design is not implemented in this product.