

DO NOT SCALE  
DIMENSIONS IN mm

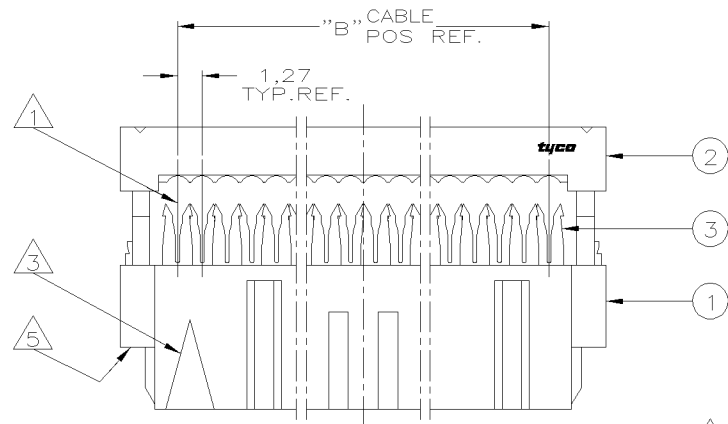
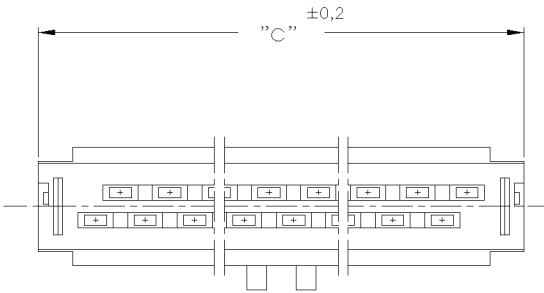
METRIC

THIRD ANGLE  
PROJECTION

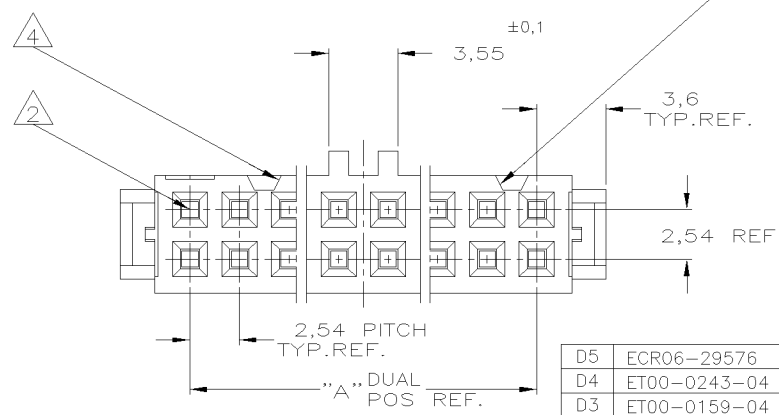
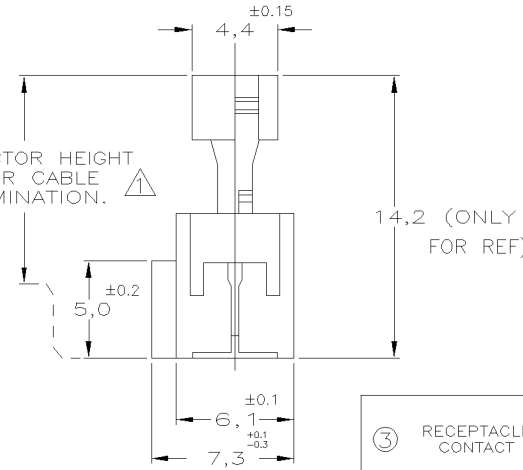


NOTES:

- ① CONNECTOR IS DESIGNED FOR FLAT RIBBON CABLE ON 1,27 CENTERS . FOR CABLE REQUIREMENTS SEE AMP APPLICATION SPECIFICATION 114-19022.
- ② THESE RECEPTACLE CONNECTORS MATE WITH 0,64 <sup>±0,05</sup> mm SQUARE OR ROUND POSTS ON 2,54mm GRID.
- ③ MARK INDICATING FIRST CABLE POSITION REFERRING TO CONTACT POSITION.
- ④ THERE IS NO POLARIZATION-SLOT AT THIS END IN 6, 10 AND 14 POS CONNECTORS.
- ⑤ THESE CONNECTORS CAN BE USED IN CONJUNCTION WITH STRAIN-RELIEF COVERS OF PARTNR: 182762.
- ⑥ THERE IS NO POLARIZATION-SLOT AT THIS END IN 6 POS CONNECTORS.
- 7 PRODUCT SPECIFICATION 108-19033.



CONNECTOR HEIGHT AFTER CABLE TERMINATION. ①



85,9	64	32	6-215911-4	D
80,8	60	30	6-215911-0	D
68,1	50	25	5-215911-0	D
60,5	44	22	4-215911-4	D
55,4	40	20	4-215911-0	D
47,8	34	17	3-215911-4	D
42,7	30	15	3-215911-0	D
37,6	26	13	2-215911-6	D
30,0	20	10	2-215911-0	D
24,9	16	8	1-215911-6	D
22,4	14	7	1-215911-4	D
17,3	10	5	1-215911-0	D
OBSOLETE	14,8	8	4-0-215911-8	C
	12,2	6	0-215911-6	D
OBSOLETE	9,7	4	0-215911-4	C
DIM. "C"	"B" CABLE POS.	"A" DUAL POS.	PARTNUMBER	PART REV.

③ RECEPTACLE CONTACT	PHOSPHORBRONZE Cu Sn6	AT CONTACT-PLACE: 0,2µmGOLD AT WIRING END: 2,5µmTIN ENTIRE UNDERCOATING: 1,27µmNICKEL
② COVER	THERMOPLASTIC POLYESTER UL 94 -V0	GREY RAL 7032 (ONLY FOR REF.)
① HOUSING		
COMPONENT NAME	MATERIAL	PLATING / COLOUR

CUSTOMER DRAWING  
FOR REFERENCE ONLY  
WILL NOT BE UPDATED

**tyco**  
**Electronics**

AMP ITALIA S.p.A  
Corso F.LLI Cervi, 15  
COLLEGNO (TORINO)

THIS DRAWING IS UNPUBLISHED RELEASED FOR PUBLICATION 4JAN, 1988

© COPYRIGHT 19 88 BY AMP-HOLLAND B.V.  
ALL INTERNATIONAL RIGHTS RESERVED.  
AMP PRODUCTS MAY BE COVERED BY U.S. AND FOREIGN PATENTS AND/OR PATENTS PENDING.

D5	ECR06-29576	A.V.	15-12-06	DR.	W.R.VERBEET	DATE	4-2'88	WIRE RANGE	NAME	
D4	ET00-0243-04	A.V.	-	CHK.	R.VERSTIJEN	DATE	5-2'88	INSUL. RANGE	AMP-LATCH_MIL-TYPE RECEPTACLE_CONNECTOR ASSEMBLY_(SYMMETRIC_COVER)	
D3	ET00-0159-04	A.V.	13-07-04	APP.	L.v SOEST.	DATE	5-2'88	SIZE	A3	
D2	ET00-0180-03	A.V.	19-01-04	LTR	REVISION RECORD	DR	DATE	SHEET	1 OF 1	
D1	ET00-0093-03	SS	23-05-03	DWG. No.	C-215911				REV.LTR.	D5

AMP-LATCH_MIL-TYPE RECEPTACLE_CONNECTOR ASSEMBLY_(SYMMETRIC_COVER)	REV.LTR. D5
--	----------------