

DUAL ROW VERTICAL SMT SOCKET



2105 SERIES. 2.00 x 2.00 mm. (0.079 x 0.079") pitch.

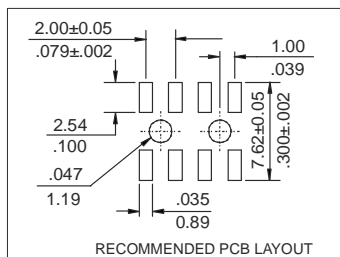
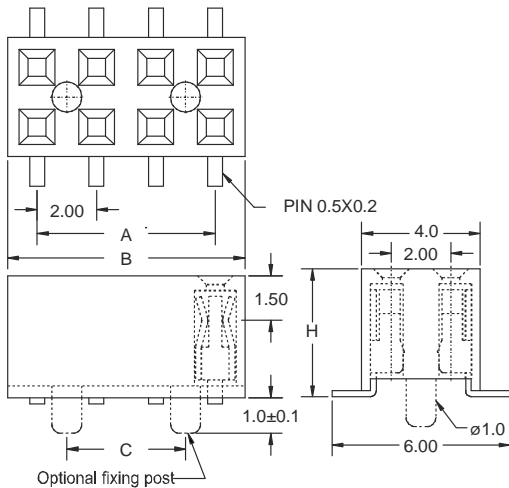
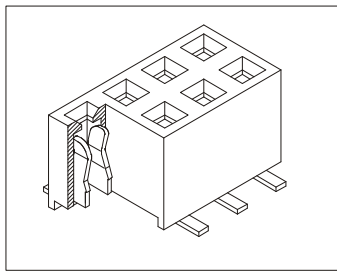
General Features

- Available in 4 through 80 circuits
- Mates with pin header 2.00 mm. pitch 2026, 2027, 2028, 2029, 2075, 2076, 2160, 2037 and 2177 series
- Accepts 0.50 mm. square pin
- Dual Beam contact with different plating
- 4.30 or 4.50 mm height
- Optional fixing post

Materials

- Insulator: Polyester LCP UL 94 V-0
- Contact: phosphor bronze
- Operating temperature: -40°C to +105°C
- RoHS compliant

Dimension Information



RECOMMENDED PCB LAYOUT

Electrical Features

- Voltage rating: < 125V
- Current rating: < 2 A
- Contact resistance: < 20 mΩ
- Dielectric withstanding voltage: 500 V AC/minute
- Insulation resistance: >1000 MΩ
- Capacitance: < 2pF at 1 KHz.

Mechanical Features

- Insertion force receptacle/plug: < 0,30 Kgf/pin
- Unmating force receptacle/plug: > 0,02 Kgf/pin
- Contact retention force to housing: > 0,300Kgf/pin
- Durability: 50 cycles

Ordering Information:

2105- T- XX- P L E
 1 2 3 4 5 5

1. Connector Series

2. (T) Contact Plating

- T = 2. Tin plated
 - T = 3. Gold flash over nickel
- Recommended Finish
- T = 5. 15μ" gold over nickel
 - T = 6. 30μ" gold over nickel
 - T = 13. Sel. gold flash over nickel overall
 - T = 15. 15μ" sel. gold over nickel overall
 - T = 16. 30μ" sel. gold over nickel overall

3. (XX) Circuit Size

- Available in 4 through 80 circuits

4. (P) Fixing Options

- P = 1. Without fixing post
- P = 2. With fixing post

5. (L) Connector Height

- L = 1. H=4.30 mm.
- L = 2. H=4.50 mm.

6. (E) Packing Options

- E = 1. Tube + Pad
- E = 2. Reel + Pad
- E = 5. Tube + Metallic Pad
- E = 6. Reel + Metallic Pad

DIMENSIONS: (In mm.)

$$A = 2.00 \left(\frac{XX}{2} - 1 \right) \quad B = 2.00 \left(\frac{XX}{2} \right) + 0.60 \quad C = 2.00 \left(\frac{XX}{2} - 2 \right)$$