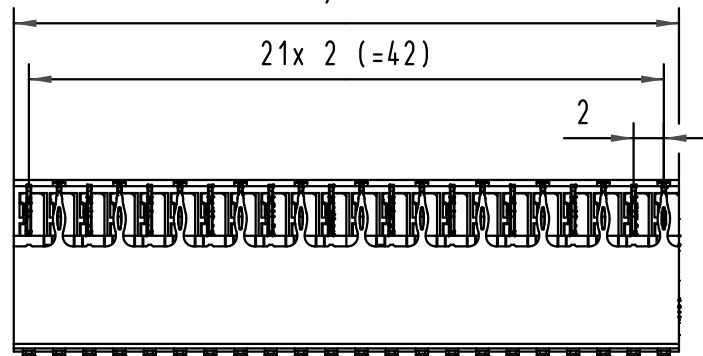
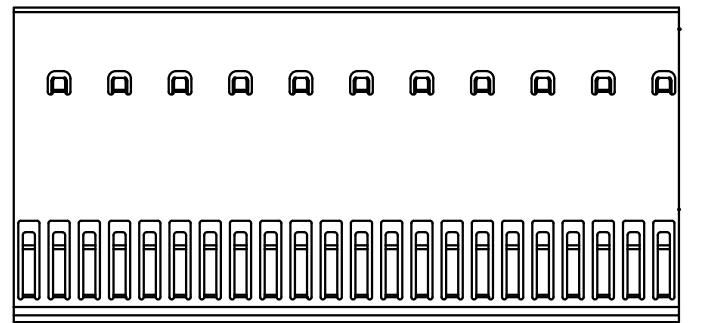
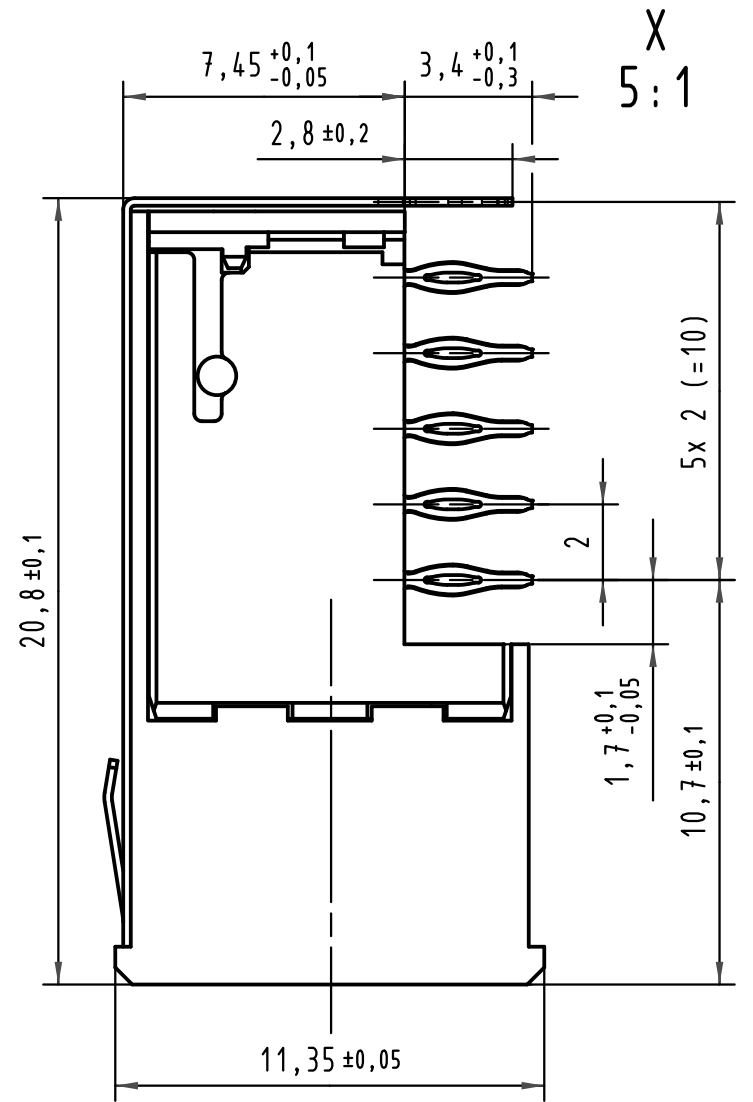
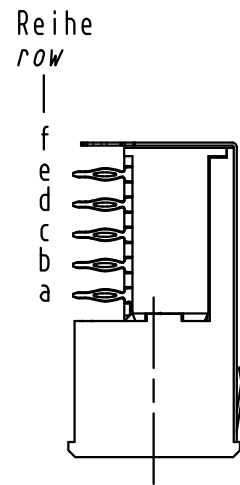
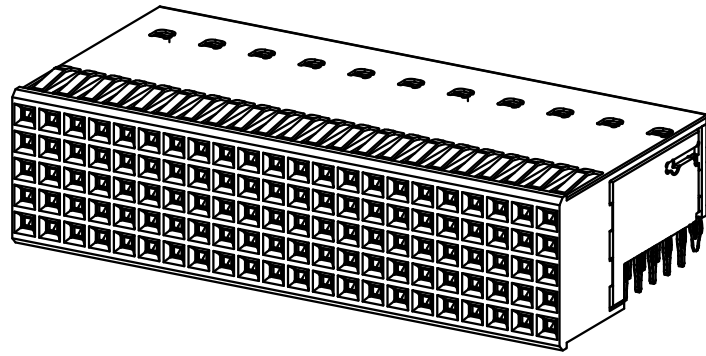
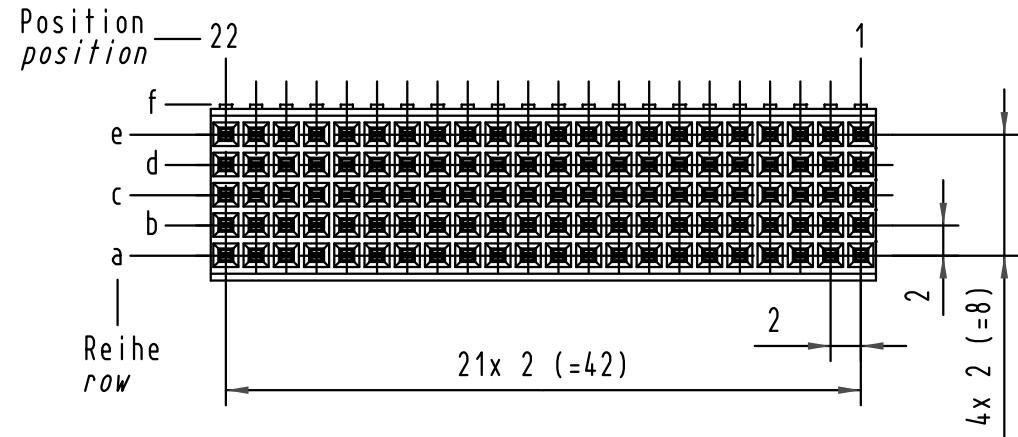
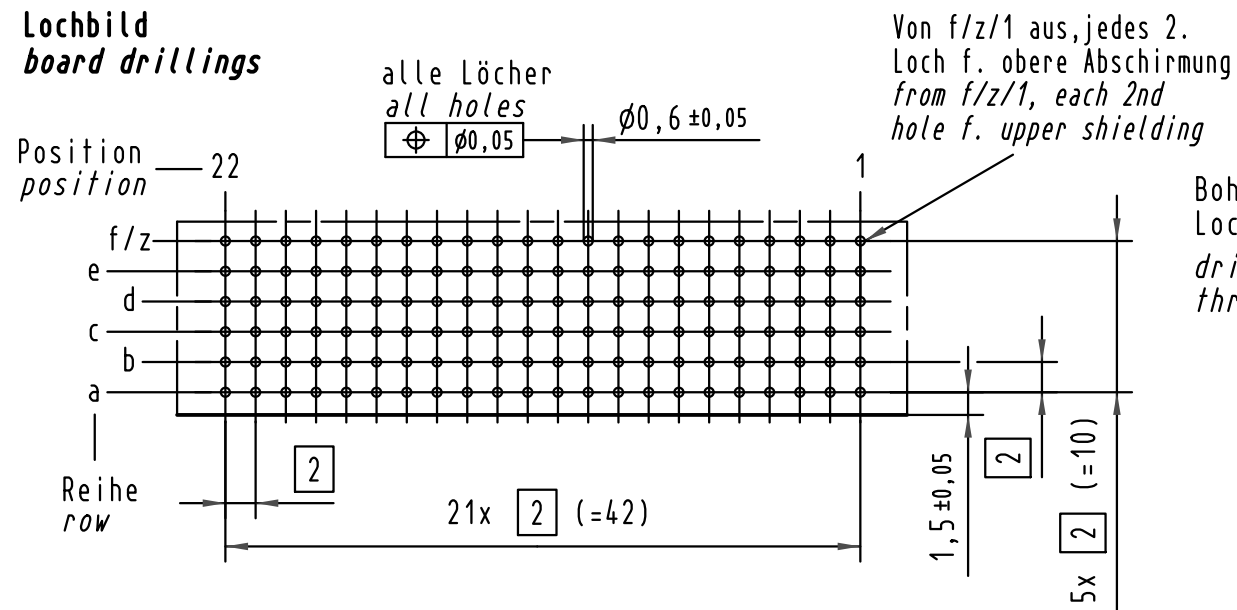


Alle Rechte vorbehalten/ All rights reserved



**Lochbild
 board drillings**



Bohrlochdurchmesser: $\varnothing 0,7 \pm 0,02$ mm
 Lochdurchmesser (mit Oberfläche): $\varnothing 0,6 \pm 0,05$ mm
 drill hole dia.: $\varnothing 0,7 \pm 0,02$ mm
 through hole dia. (after plating): $\varnothing 0,6 \pm 0,05$ mm

17 24 110 4102	—	min.0,76µm (30µm) Au über/over min.1,27µm (50µm) Ni
17 24 110 2102	2	Au über/over Ni
17 24 110 1102	1	Au über/over Ni
Bestell-Nr. part-No.	Anforderungsstufe nach IEC performance level acc. to IEC	Kontaktoberfläche contact plating

All Dimensions in mm Original Size DIN A 3			Techn. Character.			Nicht tolerierte Maß/Free size tolerances IEC 61076-4-101	
			Dat.	Name	Maßstab/Scale	har-bus HM Federleiste, Typ B-22, 110 pol. mit Schirmblech Reihe-f har-bus HM female connector, type B-22, 110 pol. with shield row-f	
35456	01.12.08	TD	Detail.	30.06.99	Hm		
32387	18.11.04	HL.	Insp.	30.06.99	Ko		
29412	07.05.01	Lk	Stand.				
28494	20.09.00	Koe					
25016			HARTING Electronics GmbH & Co. KG D-32339 ESPELKAMP			TB 17 24 110 x102 Blatt/page	
Mod.	Dat.	Name				Sub.	