


## ► General data

---



Printed circuit terminal block, nominal current: 17.5 A, rated voltage: 250 V, pitch: 5.0 mm, no. of positions: 3, mounting: Soldering, type of connection: Screw connection, connection direction from the conductor to the PCB: 0°

Order number	1721087
Type	MKKDSG 3/ 3

---

Barcode number	4017918025069
Unit pack	50 Piece
Customs tariff	85369010000

---

## ► Technical data

---

### Dimensions / positions

Pitch	5 mm
Number of positions	3
Pin dimensions	0,9 x 0,9 mm
Hole diameter	1.3 mm
Screw thread	M 3
Tightening torque	0.5 Nm

---

### Technical data

Insulating material group	I
Rated surge voltage (III/3)	4 kV
Rated surge voltage (III/2)	4 kV
Rated surge voltage (II/2)	4 kV
Rated voltage (III/2)	320 V
Rated voltage (II/2)	630 V
Connection in acc. with standard	EN-VDE
Nominal current $I_N$	17.5 A
Nominal voltage $U_N$	250 V
Nominal cross section	2.5 mm <sup>2</sup>
Maximum load current	24 A (with 4 mm <sup>2</sup> conductor cross section)
Insulating material	PA
Inflammability class acc. to UL 94	V0
Internal cylindrical gage	A 3
Stripping length	7.5 mm

---

### Connection data

Min. conductor cross section, rigid	0.2 mm <sup>2</sup>
Conductor cross section, rigid max.	4 mm <sup>2</sup>
Conductor cross section flexible min.	0.2 mm <sup>2</sup>
Max. conductor cross section, flexible	2.5 mm <sup>2</sup>
Min. conductor cross section, flexible, with ferrule with plastic sleeve	0.25 mm <sup>2</sup>
Conductor cross section flexible, with ferrule without plastic sleeve max.	1.5 mm <sup>2</sup>
Conductor cross section flexible, with ferrule with plastic sleeve min.	0.25 mm <sup>2</sup>
Max. conductor cross section, flexible, with ferrule with plastic sleeve	1.5 mm <sup>2</sup>
Min. conductor cross section AWG/kcmil	24
Conductor cross section AWG/kcmil max	12
2 conductors with same cross section, solid min.	0.2 mm <sup>2</sup>
2 conductors with same cross section, solid max.	1.5 mm <sup>2</sup>
2 conductors of the same cross section, flexible, min.	0.2 mm <sup>2</sup>
2 conductors with same cross section, flexible max.	1.5 mm <sup>2</sup>
2 conductors of the same cross section, flexible, with AEH without plastic sleeve, min.	0.25 mm <sup>2</sup>
2 conductors with identical cross section, flexible with AEH with plastic sleeve max.	0.75 mm <sup>2</sup>

---

## ► Certificates

---

### UL

Nominal voltage $U_N$	300 V
Nominal current $I_N$	10 A
AWG/kcmil	30-12
Nominal voltage $U_N$	300 V
Nominal current $I_N$	10 A
AWG/kcmil	2*16

---

### CSA

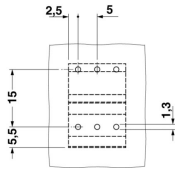
Nominal voltage $U_N$	300 V
Nominal current $I_N$	10 A
AWG/kcmil	28-12

---

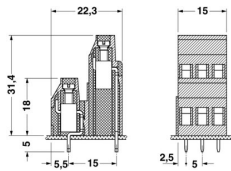
## ▶ Drawings

---

### Drilling diagram



### Dimensioned drawing



### Approval logo



## ► Accessories

---

Item	Designation	Description
<b>Assembly</b>		
1711408	EA-MKDS	Single cover, to cover individual terminal positions, snap-fitting, color: Orange, transparent
<b>Marking</b>		
0804183	SK 5/3,8:FORTL.ZAHLEN	Marker card, printed horizontally, self-adhesive, 12 identical decades marked 1-10, 11-20 etc. up to 91-(99)100, sufficient for 120 terminal blocks
<b>Tools</b>		
1205053	SZS 0,6X3,5	Screwdriver, bladed, matches all screw terminal blocks up to 4.0 mm <sup>2</sup> connection cross section, blade: 0.6 x 3.5 mm, without VDE approval

---

## ► Address

---

Phoenix Contact GmbH & Co. KG  
Flachsmarktstr. 8  
32825 Blomberg  
Germany  
Tel + 49 - (0) 52 35 - 3-00  
Fax + 49 - (0) 52 35 - 3-4 12 00  
[www.phoenixcontact.com](http://www.phoenixcontact.com)

© Phoenix Contact  
Technical modifications reserved