

PCB terminal block - SMKDS 3/ 2 - 1713024

Please be informed that the data shown in this PDF Document is generated from our Online Catalog. Please find the complete data in the user's documentation. Our General Terms of Use for Downloads are valid (<http://phoenixcontact.com/download>)

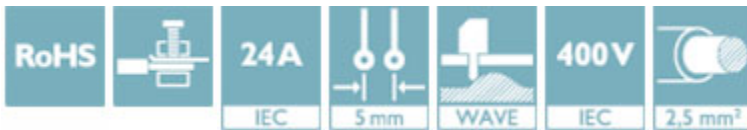


PCB terminal block, Nominal current: 24 A, Nom. voltage: 400 V, Pitch: 5 mm, Number of positions: 2, Connection method: Screw connection with tension sleeve, Mounting: Wave soldering, Conductor/PCB connection direction: 55 °, Color: green, The article can be aligned to create different nos. of positions!


The illustration shows a 6-position version

Why buy this product

- Well-known connection principle allows worldwide use
- Low temperature rise, thanks to maximum contact force
- Allows connection of two conductors
- Angled connection enables multi-row arrangement on the PCB
- Integrated protective guide prevents incorrect insertion of the conductor underneath the tension sleeve
- The latching on the side enables various numbers of positions to be combined



Key Commercial Data

Packing unit	1 STK
Minimum order quantity	100 STK
GTIN	 4 017918 023874
GTIN	4017918023874
Weight per Piece (excluding packing)	4.100 g
Custom tariff number	85369010
Country of origin	Germany

Technical data

Dimensions

Length	16 mm
Pitch	5.00 mm

PCB terminal block - SMKDS 3/ 2 - 1713024

Technical data

Dimensions

Dimension a	5 mm
Constructional height	18 mm
Length of the solder pin	4.5 mm
Pin dimensions	0,9 x 0,9 mm
Hole diameter	1.3 mm

General

Range of articles	SMKDS 3
Insulating material group	I
Rated surge voltage (III/3)	4 kV
Rated surge voltage (III/2)	4 kV
Rated surge voltage (II/2)	4 kV
Rated voltage (III/3)	250 V
Rated voltage (III/2)	400 V
Rated voltage (II/2)	630 V
Connection in acc. with standard	EN-VDE
Nominal current I_N	24 A
Nominal cross section	2.5 mm ²
Maximum load current	28 A (with 4 mm ² conductor cross section)
Insulating material	PA
Solder pin surface	Sn
Flammability rating according to UL 94	V0
Internal cylindrical gage	A3
Stripping length	8 mm
Number of positions	2
Screw thread	M3
Tightening torque, min	0.5 Nm
Tightening torque max	0.6 Nm

Connection data

Conductor cross section solid min.	0.2 mm ²
Conductor cross section solid max.	4 mm ²
Conductor cross section flexible min.	0.2 mm ²
Conductor cross section flexible max.	2.5 mm ²
Conductor cross section flexible, with ferrule without plastic sleeve min.	0.25 mm ²
Conductor cross section flexible, with ferrule without plastic sleeve max.	2.5 mm ²
Conductor cross section flexible, with ferrule with plastic sleeve min.	0.25 mm ²
Conductor cross section flexible, with ferrule with plastic sleeve max.	2.5 mm ²

PCB terminal block - SMKDS 3/ 2 - 1713024

Technical data

Connection data

Conductor cross section AWG min.	24
Conductor cross section AWG max.	12
2 conductors with same cross section, solid min.	0.2 mm ²
2 conductors with same cross section, solid max.	1.5 mm ²
2 conductors with same cross section, stranded min.	0.2 mm ²
2 conductors with same cross section, stranded max.	1.5 mm ²
2 conductors with same cross section, stranded, ferrules without plastic sleeve, min.	0.25 mm ²
2 conductors with same cross section, stranded, ferrules without plastic sleeve, max.	0.75 mm ²
2 conductors with same cross section, stranded, TWIN ferrules with plastic sleeve, min.	0.5 mm ²
2 conductors with same cross section, stranded, TWIN ferrules with plastic sleeve, max.	1.5 mm ²

Standards and Regulations

Connection in acc. with standard	EN-VDE
	CSA
Flammability rating according to UL 94	V0

Environmental Product Compliance

China RoHS	Environmentally Friendly Use Period = 50
	For details about hazardous substances go to tab "Downloads", Category "Manufacturer's declaration"

Classifications

eCl@ss

eCl@ss 4.0	27141109
eCl@ss 4.1	27141109
eCl@ss 5.0	27141190
eCl@ss 5.1	27141190
eCl@ss 6.0	27261101
eCl@ss 7.0	27440401
eCl@ss 8.0	27440401
eCl@ss 9.0	27440401

ETIM

ETIM 3.0	EC001121
ETIM 4.0	EC002643

PCB terminal block - SMKDS 3/ 2 - 1713024

Classifications

ETIM

ETIM 5.0	EC002643
----------	----------

UNSPSC

UNSPSC 6.01	30211801
UNSPSC 7.0901	39121432
UNSPSC 11	39121432
UNSPSC 12.01	39121432
UNSPSC 13.2	39121432

Approvals


Approvals


Approvals

CSA / UL Recognized / SEV / cUL Recognized / CCA / EAC / cULus Recognized

Ex Approvals

Approval details


CSA  http://www.csagroup.org/services/testing-and-certification/certified-product-listing/ 13631		
	B	D
mm ² /AWG/kcmil	28-12	28-12
Nominal current IN	10 A	10 A
Nominal voltage UN	300 V	300 V

UL Recognized  http://database.ul.com/cgi-bin/XYV/template/LISEXT/1FRAME/index.htm FILE E 60425		
	B	D
mm ² /AWG/kcmil	30-12	30-12
Nominal current IN	15 A	10 A
Nominal voltage UN	250 V	300 V

PCB terminal block - SMKDS 3/ 2 - 1713024


Approvals

SEV https://www.electrosuisse.ch/en/meta/shop/product-certificates.html IK-3248	
mm ² /AWG/kcmil	4
Nominal voltage UN	250 V

cUL Recognized  http://database.ul.com/cgi-bin/XYV/template/LISEXT/1FRAME/index.htm FILE E 60425		
	B	D
mm ² /AWG/kcmil	30-12	30-12
Nominal current IN	15 A	10 A
Nominal voltage UN	250 V	300 V

CCA IK-3249	
mm ² /AWG/kcmil	4
Nominal voltage UN	250 V

EAC B.01742

cULus Recognized  http://database.ul.com/cgi-bin/XYV/template/LISEXT/1FRAME/index.htm
--

Accessories

Accessories

Bridge

Insertion bridge - EBP 2- 5 - 1733169

Insertion bridge, fully insulated, for connectors with 5.0 or 5.08 mm pitch, no. of positions: 2



Labeled terminal marker

PCB terminal block - SMKDS 3/ 2 - 1713024

Accessories

Marker card - SK 5/3,8:FORTL.ZAHLEN - 0804183



Marker card, Card, white, labeled, Horizontal: Consecutive numbers 1 - 10, 11 - 20, etc. up to 91 - (99)100, Mounting type: Adhesive, for terminal block width: 5 mm, Lettering field: 5 x 3.8 mm

Screwdriver tools

Screwdriver - SZS 0,6X3,5 - 1205053



Actuation tool, for ST terminal blocks, insulated, also suitable for use as a bladed screwdriver, size: 0.6 x 3.5 x 100 mm, 2-component grip, with non-slip grip