DRAWING MADE IN THIRD ANGLE PROJECTION
THIS DRAWING IS UNPUBLISHED. RELEASED FOR PUBLICATION .19 .
© COPYRIGHT 19 BY AMP INCORPORATED. ALL INTERNATIONAL RIGHTS RESERVED.

LOC	DIST	P	F
AD	39		

REVISIONS

ZONE	LTR	DESCRIPTION	DATE	APPD
	Y	REV PER 0G3C-0456-04	11NOV04	JR/DS
	Z	ECR-05-002378	17MAY05	DR

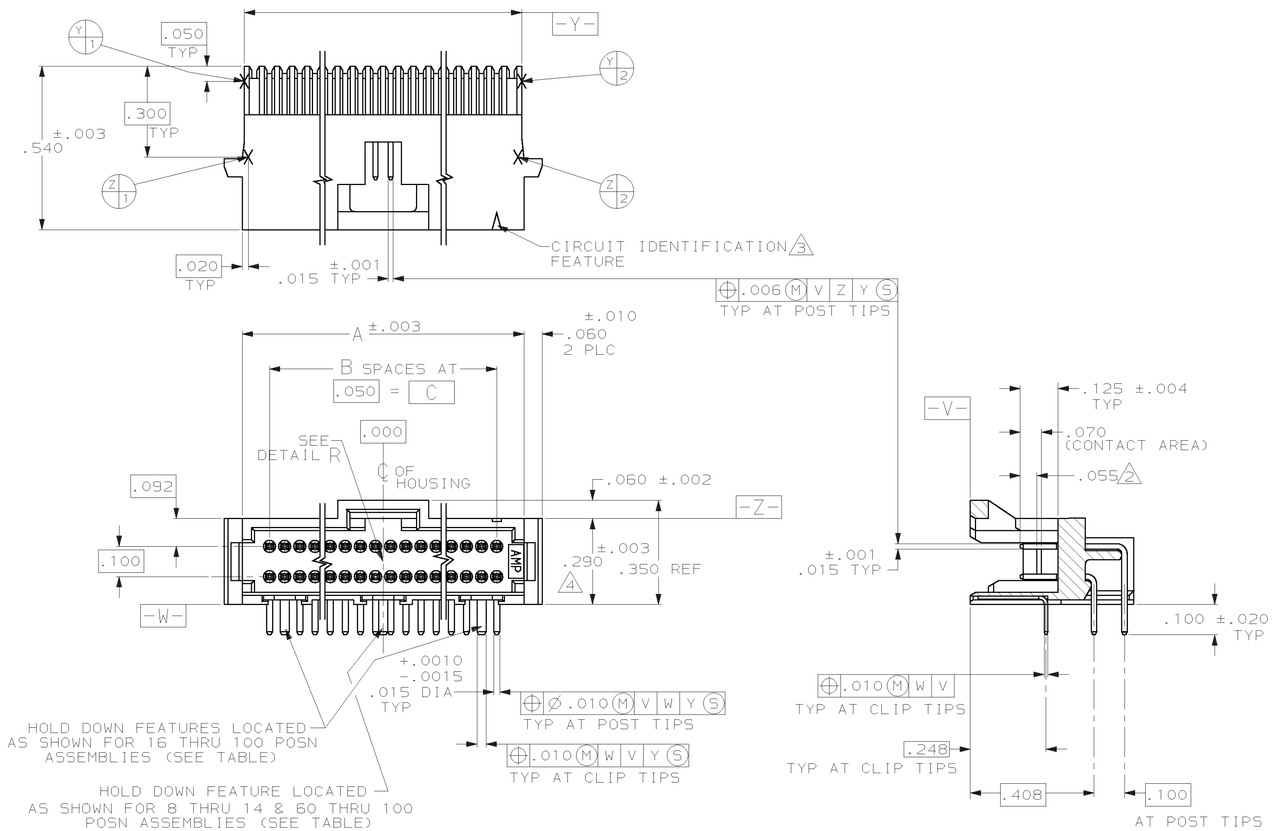

1. CONTACT AREA PLATED WITH .000030 MIN GOLD, SOLDER LEADS PLATED WITH .000150 TIN-LEAD, ALL OVER .000050 NICKEL
2. POINT OF MEASUREMENT FOR GOLD THICKNESS
3. CIRCUIT IDENTIFICATION FEATURE OMITTED ON 8,10,12,& 14 POSITION HEADER ASSEMBLIES
4. DIMENSION APPLIES AT BASE OF SHROUD
5. THE NOTED DIMENSIONS APPLY AT THE INTERSECTION OF THE POST AND HOUSING
6. CONTACT AREA PLATED WITH .000030 MIN GOLD, SOLDER LEADS PLATED WITH .000150 TIN, ALL OVER .000050 NICKEL

		F	E	D	C	B	A	NO OF POSN	PART NUMBER -
	6	.775	.050	1.550	1.650	33	1.830	68	6-104069-8
	6	1.175	.050	2.350	2.450	49	2.630	100	6-104069-7
	6	.825	.050	1.650	1.750	35	1.930	72	6-104069-6
PRELIMINARY	6	-	.050	.950	1.050	21	1.230	44	6-104069-5
	6	-	.050	.700	.800	16	.980	34	6-104069-4
	6	-	.050	.500	.600	12	.780	26	6-104069-3
	6	-	.050	.450	.550	11	.730	24	6-104069-2
	6	-	.050	.250	.350	7	.530	16	6-104069-1
	6	-	.150	-	.300	6	.480	14	6-104069-0
PRELIMINARY	6	-	.125	-	.250	5	.430	12	5-104069-9
	6	-	.075	-	.150	3	.330	8	5-104069-8
	6	.675	.050	1.350	1.450	29	1.630	60	5-104069-7
	6	-	.050	.850	.950	19	1.130	40	5-104069-6
	6	-	.050	.600	.700	14	.880	30	5-104069-5
	6	-	.100	-	.200	4	.380	10	5-104069-4
	6	.925	.050	1.850	1.950	39	2.130	80	5-104069-3
	6	-	.050	1.100	1.200	24	1.380	50	5-104069-2
	6	-	.050	.350	.450	9	.630	20	5-104069-1
	1	.775	.050	1.550	1.650	33	1.830	68	1-104069-8
	1	1.175	.050	2.350	2.450	49	2.630	100	1-104069-7
	1	.825	.050	1.650	1.750	35	1.930	72	1-104069-6
OBSOLETE	1	-	.050	.950	1.050	21	1.230	44	1-104069-5
	1	-	.050	.700	.800	16	.980	34	1-104069-4
	1	-	.050	.500	.600	12	.780	26	1-104069-3
	1	-	.050	.450	.550	11	.730	24	1-104069-2
	1	-	.050	.250	.350	7	.530	16	1-104069-1
	1	-	.150	-	.300	6	.480	14	1-104069-0
OBSOLETE	1	-	.125	-	.250	5	.430	12	104069-9
	1	-	.075	-	.150	3	.330	8	104069-8
	1	.675	.050	1.350	1.450	29	1.630	60	104069-7
	1	-	.050	.850	.950	19	1.130	40	104069-6
	1	-	.050	.600	.700	14	.880	30	104069-5
	1	-	.100	-	.200	4	.380	10	104069-4
	1	.925	.050	1.850	1.950	39	2.130	80	104069-3
	1	-	.050	1.100	1.200	24	1.380	50	104069-2
	1	-	.050	.350	.450	9	.630	20	104069-1

PART NO

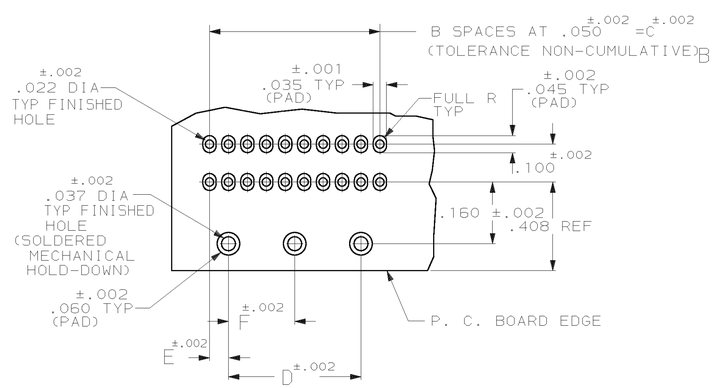

RECOMMENDED HOLE PATTERN

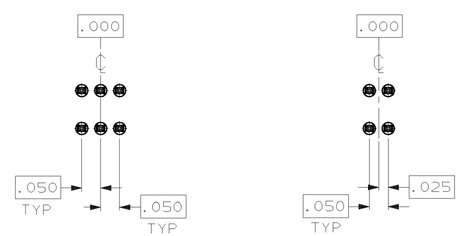

BASIC DIMENSIONS FOR EVEN NO OF SPACES (SEE TABLE)

BASIC DIMENSIONS FOR ODD NO OF SPACES (SEE TABLE)

DETAIL R

DO NOT SCALE PRINT.
UNLESS SPECIFIED DIMENSIONS IN INCHES
TOLERANCES ON :
2 PLC DEC ± -
3 PLC DEC ± .005
ANGLES ± -

MATERIAL
HOUSING: THERMOPLASTIC COLOR-BLACK
CONTACT: COPPER ALLOY

FINISH
SEE TABLE 2

DR 10-3-88 D. CLOUSER
CHK 10-3-88 T. ZOLA
APPD 10-3-88 T. ZOLA
APPD 10-3-88 C. SNYDER

PRODUCT SPEC 108-1093
APPLICATION SPEC 114-25031
WEIGHT -

AMP | AMP INCORPORATED Harrisburg, Pa. 17105

NAME
HEADER ASSEMBLY, RIGHT ANGLE DOUBLE ROW, W/SIDE & END LATCHES, AMPMODU System 50

SIZE D | FSCM NO 00779 | DRAWING NO 104069
SCALE 4:1 | SHEET 1 OF 1

CUSTOMER DRAWING