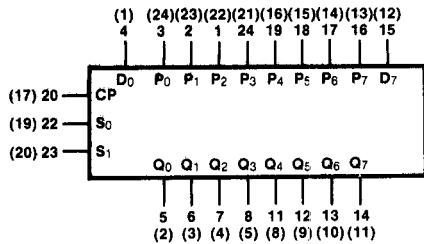


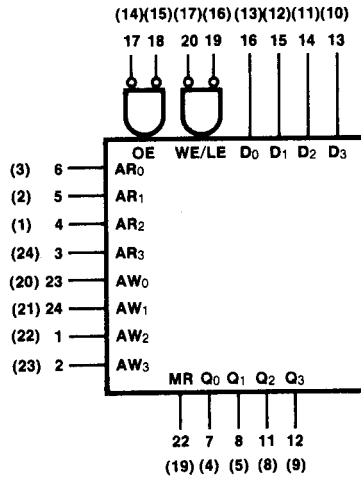
DIGITAL-ECL

**E100**  
100141



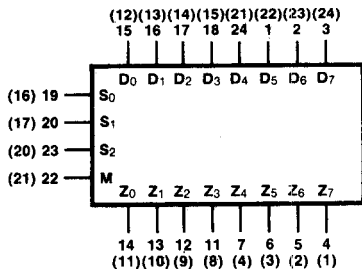
V<sub>CC</sub> = Pin 9 (6)  
V<sub>CCA</sub> = Pin 10 (7)  
V<sub>EE</sub> = Pin 21 (18)  
( ) = DIP

**E101**  
100145A



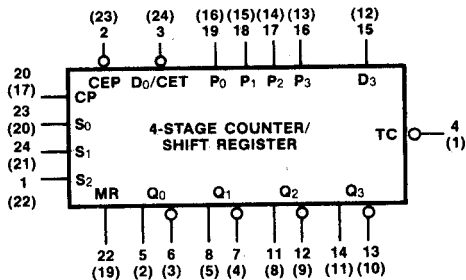
V<sub>CC</sub> = Pin 9 (6)  
V<sub>CCA</sub> = Pin 10 (7)  
V<sub>EE</sub> = Pin 21 (18)  
( ) = DIP

**E102**  
100158

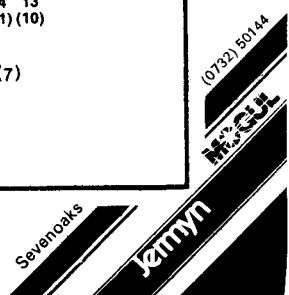


V<sub>CC</sub> = Pin 9 (6)  
V<sub>CCA</sub> = Pin 10 (7)  
V<sub>EE</sub> = Pin 21 (18)  
( ) = DIP

**E103**  
100136



V<sub>CC</sub> = Pin 9 (6)  
V<sub>CCA</sub> = Pins 8 (5), 10 (7)  
V<sub>EE</sub> = Pin 21 (18)  
( ) = DIP



**FAIRCHILD DIGITAL**

**ECL**

**REGISTERS**

Item	Function	DEVICE NO.*	No. of Bits	Serial Entry	Parallel Entry No. of Bits	Max Clock Freq. MHz (Typ)	Clock To Output Delay-ns (Typ)	Power Dissipation mW (Typ)	Logic/Connection Diagram	Package(s)
1	4-Bit Shift Register	95H00	4	D	4S	150	3.2	395	E63	6B
2	4-Bit Shift Register	95000	4	D	4S	200	3.2	345	E64	6B
3	4-Bit Shift Register	10000	4	D	4S	200	3.2	345	E64	4L,6B,9B
4	4-Bit Left/Right Shift Register	10141/10541	4	D <sub>L</sub> ,D <sub>R</sub>	4S	350	2.2	400	E65	4L,6B,9B
5	8-Bit Left/Right Shift Register	100141	8	D <sub>R</sub>	8	500	1.6	765	E100	4Q,6Q
6	16x4 Register File	100145A	64	D <sub>R</sub>	—	—	—	765	E101	4Q,6Q
7	8-Bit Shift Matrix	100158	8	—	8	—	—	630	E102	4Q,6Q

**COUNTERS/PRESCALERS**

Item	Function	DEVICE NO.*	Modulo	Parallel Load	Max Clock Rate MHz (Typ)	Clock to Q Output Delay ns (Typ)	Power Dissipation mW (Typ)	Logic/Connection Diagram	Package(s)
8	Binary Counter	95H16	2,4,8 or 16	4	200	3.6	470	E1	6B
9	Binary Counter	95016	2,4,8 or 16	4	200	3.6	415	E3	6B
10	Binary Counter	10016	2,4,8 or 16	4	200	3.6	415	E3	4L,7B,9B
11	Binary Counter	10136/10536	2,4,8 or 16	4	200	—	520	E4	4L,7B
12	Binary Counter/Register	100136	2,4,8 or 16	4	450	1.4	765	E103	4Q,6Q
13	Decade Counter	95010	10	4	200	3.6	415	E3	6B
14	Decade Counter	10010	10	4	200	3.6	415	E3	4L,7B,9B
15	Decade Counter	10137/10537	10	4	200	—	520	E4	4L,7B
16	÷ 4 Prescaler	11C05	4	—	1100	—	340	E5	6B
17	÷ 5/6 Prescaler	95H91	5 or 6	MS	320	5.1	390	E2	6B
18	÷ 5/6 Prescaler	11C91	5 or 6	MS	600	—	300	E6	6B
19	÷ 10/11 Prescaler	95H90	10 or 11	MS	320	5.1	440	E2	6B
20	÷ 10/11 Prescaler	11C90	10 or 11	MS	600	—	300	E6	6B
21	÷ 248/256 Prescaler	11C83	248 or 256	MS	1100	—	520	E104	6A

\*105XX and 106XX = Military temperature range