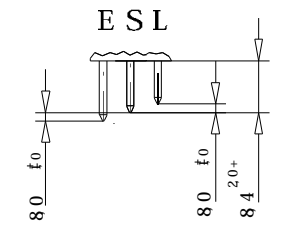
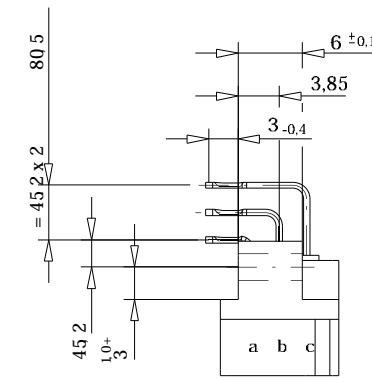


Stecklänge/ mating length



E = early mate, late break / voreilend  
 S = standard  
 L = late mate, early break / nacheilend



Elastische Einpresszone 1,5 mm / compliant pressfit zone 1,5 mm

Isolierwerkstoff / housing material : PBT GF30

Bauart 3 / type 3

Anforderungsstufe 2 = 400 Steckzyklen / performance class 2 = 400 mating cycles

Fehlende Masse und Angaben nach IEC 60 603-2 / DIN EN 60 603-2

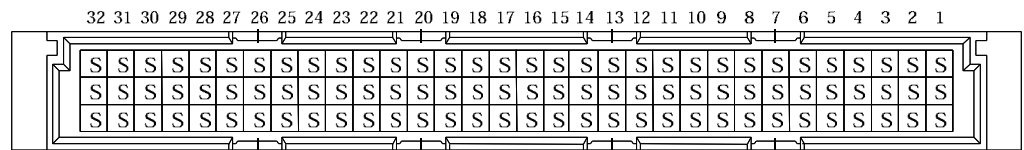
Missing information and dimensions per IEC 60 603-2 / DIN EN 60 603-2

Schichtaufbau im metallisierten Loch siehe Zeichnung 114124

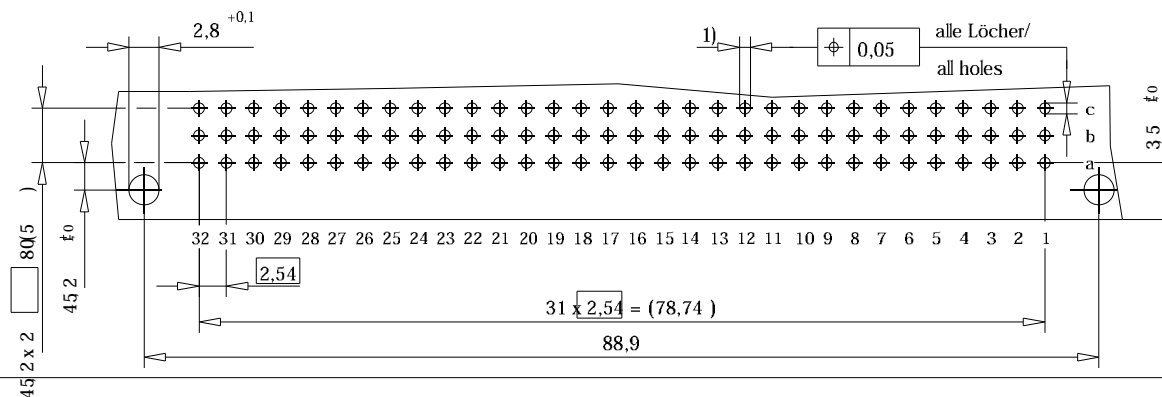
diameter of drilled hole see drawing 114124

- 1)  $\phi 1,0 \begin{smallmatrix} +0,09 \\ -0,06 \end{smallmatrix}$  Durchmesser des metallisierten Loches
- $\phi 1,0 \begin{smallmatrix} +0,09 \\ -0,06 \end{smallmatrix}$  Diameter of finished plated-through hole
- $\phi 1,15 \pm 0,025$  Bohrungsdurchmesser des Loches
- $\phi 1,15 \pm 0,025$  Diameter of drilled hole

Bestückungsplan / contact layout



Leiterplatten-Lochbild / PCB drillhole pattern



Information:		Tolerances	Scale 2:1
All rights reserved. Only for information. To insure that this is the latest version of this drawing, please contact one of the ERNI companies before using.		All Dimensions in mm	Designation <b>Messerleiste C 96 EE</b> <b>Male Connector C 96 Pressfit</b>
a	10.03.2004	H:00042177.SZA	
Index	Date	STVC	